

International Powerlifting Federation
2026 IPF World Equipped Bench Press Championships
Warsaw, Poland - 23-05-2026 to 31-05-2026
Final Results

Place	Name	YOB	Team	Lot	Bd. Wt.	Coeff.	BP1	BP2	BP3	Best	Points	IPF GL Points	Place
Open - 47kg													
1	ANJA HEISSLER	1993	GER	4	46.34	0.767546	95.0	105.0	115.0	115.0 [1]	12	88.267790	25
2	OKSANA MOTRUNCHYK	1992	UKR	1	46.67	0.762380	105.0	110.0	447.5	110.0 [2]	9	83.861800	28
3	AGNIESZKA ZIMMERMANN	1994	POL	3	45.80	0.776265	90.0	95.0	100.0	100.0 [3]	8	77.626500	35
Open - 52kg													
1	KUMI MIZOGUCHI	1988	JPN	8	51.79	0.695290	135.0	137.5	142.5	142.5 [1]	12	99.078825	13
2	MIYABI KIKUCHI	1998	JPN	5	51.74	0.695845	130.0	135.0	437.5	135.0 [2]	9	93.939075	17
3	TETIANA SHCHAVINSKA	1996	UKR	10	51.91	0.693966	125.0	432.5	132.5	132.5 [3]	8	91.950495	19
4	AMILA DISSANAYAKE	1988	GBR	9	51.46	0.698982	115.0	120.0	125.0	125.0 [4]	7	87.372750	26
5	MARCELA SANDVIK	1974	FIN	7	51.47	0.698869	112.5	447.5	425.0	112.5 [5]	6	78.622763	34
6	SANDRINE QUIGNAUDON	1991	SWE	6	51.42	0.699435	400.0	100.0	105.0	105.0 [6]	5	73.440675	38
Open - 57kg													
1	ELLIE STEEL	1991	GBR	14	56.39	0.650696	147.5	155.0	160.0	160.0 [1]	12	104.111360	5
2	HANNA BUTURLYM	1997	UKR	12	56.29	0.651546	145.0	152.5	157.5	157.5 [2]	9	102.618495	7
3	AKANE ISHIBASHI	1993	JPN	13	55.41	0.659231	137.5	145.0	155.0	155.0 [3]	8	102.180805	8
4	BLANKA BARTONKOVA	1995	CZE	11	56.26	0.651802	145.0	152.5	460.0	152.5 [4]	7	99.399805	12
Open - 63kg													
1	TOMOKO AKAGAWA	1984	JPN	21	59.72	0.624882	155.0	160.0	167.5	167.5 [1]	12	104.667735	4
2	MAJ RAMES	1989	DEN	16	62.34	0.607508	150.0	155.0	462.5	155.0 [2]	9	94.163740	16
3	SONJA RUESS	1998	AUT	18	62.90	0.604083	137.5	445.0	152.5	152.5 [3]	8	92.122658	18
4	ELIN KOLDING	1998	NOR	15	62.69	0.605356	450.0	150.0	455.0	150.0 [4]	7	90.803400	22
5	EMMA TIGERBERG	1992	SWE	20	62.03	0.609446	430.0	130.0	437.5	130.0 [5]	6	79.227980	33
-	MARIA KARJALAINEN	1990	FIN	19	61.04	0.615839	437.5	442.5	442.5	-	-	-	-
-	SOFIE FINKOVA	2000	CZE	17	59.87	0.623823	447.5	447.5	447.5	-	-	-	-
-	DIANA FOXALL	1992	CAN	22	62.57	0.606090	467.5	467.5	467.5	-	-	-	-
Open - 69kg													
1	MARTHE TJELTA	1999	NOR	45	68.65	0.573771	157.5	165.0	172.5	172.5 [1]	12	98.975498	14
2	NAMIKO SAKATA	1988	JPN	42	65.68	0.588398	155.0	162.5	170.0	170.0 [2]	9	100.027660	10
3	KARMEN KALJULA	1994	EST	46	68.55	0.574231	155.0	160.0	465.0	160.0 [3]	8	91.876960	20
4	MAYUMI KITAMURA	1967	JPN	39	63.29	0.601753	142.5	150.0	460.0	150.0 [4]	7	90.262950	23
5	ANNA-EVELIINA PARTANEN	1988	FIN	38	68.48	0.574555	137.5	445.0	147.5	147.5 [5]	6	84.746863	27
6	ELIN MELGAR ADALHEIDARDOTTIR	1992	ISL	41	68.44	0.574740	125.0	132.5	437.5	132.5 [6]	5	76.153050	36


Place	Name	YOB	Team	Lot	Bd. Wt.	Coeff.	BP1	BP2	BP3	Best	Points	IPF GL Points	Place
7	KATERYNA PINIONZH	1998	UKR	47	68.68	0.573633	432.5	432.5	132.5	132.5 [7]	4	76.006373	37
8	ROMINA BASTING	1993	GBR	44	68.67	0.573679	105.0	112.5	420.0	112.5 [8]	3	64.538888	43
-	JASMIN LINGNER	2000	GER	43	67.93	0.577135	440.0	440.0	452.5	-	-	-	-
-	NATALIA WOJTOWICZ	2001	POL	40	69.00	0.572175	437.5	437.5	437.5	-	-	-	-
Open - 76kg													
1	AGNES RUDIN	2000	SWE	53	75.95	0.545081	170.0	175.0	485.0	175.0 [1]	12	95.389175	15
2	KIMBERLEY COWELL	1988	GBR	50	75.54	0.546465	457.5	157.5	167.5	167.5 [2]	9	91.532888	21
3	LINDA KRISTENSEN	1977	NOR	51	75.47	0.546704	465.0	465.0	165.0	165.0 [3]	8	90.206160	24
4	RACHEL STEEDMAN	1995	GBR	52	75.66	0.546058	147.5	452.5	452.5	147.5 [4]	7	80.543555	31
5	LYDIA NORTH	1988	CAN	49	74.92	0.548604	145.0	450.0	450.0	145.0 [5]	6	79.547580	32
6	JANA ETZEL	1992	GER	54	75.22	0.547562	130.0	437.5	437.5	130.0 [6]	5	71.183060	39
7	CHLOE LIEBECK	1989	AUS	48	73.73	0.552870	107.5	445.0	115.0	115.0 [7]	4	63.580050	45
Open - 84kg													
1	AIRI SAKAGUCHI	2003	JPN	25	83.07	0.524389	200.0	240.0	229.0	200.0 [1]	12	104.877800	3 <u>W</u>
2	ANKIE TIMMERS	1986	LUX	23	83.39	0.523590	190.0	202.5	202.5	190.0 [2]	9	99.482100	11
3	SOFIA KAMLUND	1990	SWE	30	82.48	0.525889	155.0	460.0	460.0	155.0 [3]	8	81.512795	30
4	DARIA LAWNICZAK	1995	POL	29	76.42	0.543523	452.5	152.5	455.0	152.5 [4]	7	82.887258	29
5	ALONA SAVENKO	1999	UKR	24	83.53	0.523243	430.0	130.0	460.0	130.0 [5]	6	68.021590	40
6	MIRIAM WEBER	1996	GBR	31	83.82	0.522531	115.0	125.0	435.0	125.0 [6]	5	65.316375	42
7	ADA BRANDER	1993	MEX	26	80.01	0.532563	120.0	427.5	427.5	120.0 [7]	4	63.907560	44
8	PETRA TUHACKOVA	1992	CZE	28	80.67	0.530715	90.0	402.5	105.0	105.0 [8]	3	55.725075	47
-	LEANNE RICHARDS	1988	GBR	27	82.35	0.526225	442.5	442.5	442.5	-	-	-	-
Open - 84+Kg													
1	KATRINA SWEATMAN	1985	GBR	34	134.86	0.465068	225.0	237.5	250.0	237.5 [1]	12	110.453650	2 <u>W</u>
2	HILDEBORG HUGDAL	1983	NOR	35	121.89	0.471989	235.0	235.0	241.0	235.0 [2]	9	110.917415	1 <u>W</u>
3	MATILDA HJALLE	1991	SWE	36	103.16	0.488830	200.0	210.0	220.0	210.0 [3]	8	102.654300	6
4	MARIA KAMP JENSEN	1985	DEN	32	105.36	0.486264	200.0	210.0	220.0	210.0 [4]	7	102.115440	9
5	KATIE FISCHER	1993	USA	33	114.01	0.477834	130.0	137.5	445.0	137.5 [5]	6	65.702175	41
6	LIINA REIMANN	1994	EST	37	122.86	0.471367	105.0	117.5	125.0	125.0 [6]	5	58.920875	46

Best Lifter - Open

Place	Name	Team	Wt.Cat.	Bd.Wt.	Coeff.	Best BP	IPF GL Points
1	HILDEBORG HUGDAL	NOR	84+kg	121.89	0.471989	235.0	110.917415
2	KATRINA SWEATMAN	GBR	84+kg	134.86	0.465068	237.5	110.453650
3	AIRI SAKAGUCHI	JPN	84kg	83.07	0.524389	200.0	104.877800

Team Championship - Open				
Place	Team	Points	Best Points	IPF GL Points
1	JAPAN	54	12+12+12+9+9	502.591095
2	GREAT BRITAIN	47	12+12+9+7+7	474.014203
3	SWEDEN	39	12+8+8+6+5	432.224925
4	NORWAY	36	12+9+8+7	390.902473
5	UKRAINE	36	9+9+8+6+4	422.458753
6	GERMANY	17	12+5	159.450850
7	DENMARK	16	9+7	196.279180
8	POLAND	15	8+7	160.513758
9	ESTONIA	13	8+5	150.797835
10	FINLAND	12	6+6	163.369626
11	CZECHIA	10	7+3	155.124880
12	LUXEMBOURG	9	9	99.482100
13	AUSTRIA	8	8	92.122658
14	CANADA	6	6	79.547580
15	UNITED STATES OF AMERICA	6	6	65.702175
16	ICELAND	5	5	76.153050
17	MEXICO	4	4	63.907560
18	AUSTRALIA	4	4	63.580050

Place	Name	YOB	Team	Lot	Bd. Wt.	Coeff.	BP1	BP2	BP3	Best	Points	IPF GL Points	Place
Sub Junior - 43kg													
1	MARIIA POSTUPAILO	2009	UKR	1	42.03	0.847940	75.0	85.0 ws	90.0	85.0 [1]	12	72.074900	3 <u>☰</u>
Sub Junior - 47kg													
1	YULIIA URBERH	2008	UKR	2	46.63	0.763000	75.0	87.5	94.0	87.5 [1]	12	66.762500	6
-	SOFIIA SHEVCHUK	2008	UKR	3	46.10	0.771380	85.0	85.0	85.0	-	-	-	-
Sub Junior - 52kg													
1	JULIA ZYSKOWSKA	2009	POL	5	51.95	0.693527	72.5	75.0	80.0	80.0 [1]	12	55.482160	11
2	ZUZANNA ZNOJEK	2008	POL	4	50.22	0.713551	70.0	77.5	77.5	77.5 [2]	9	55.300203	12
3	SOFIIA KOLCHAK	2009	UKR	6	48.96	0.729582	70.0	75.0	75.0	70.0 [3]	8	51.070740	14
Sub Junior - 57kg													
1	JENNA TARVAINEN	2008	FIN	10	56.73	0.647842	90.0	95.0	100.0	95.0 [1]	12	61.544990	9
2	KIRA OSTRYNSKA	2009	UKR	8	56.92	0.646270	85.0	85.0	97.5	85.0 [2]	9	54.932950	13
3	CAYLEE NAVAS	2008	USA	7	55.90	0.654905	72.5	75.0	77.5	77.5 [3]	8	50.755138	15
Sub Junior - 63kg													
1	EMMA HERMINE OLSEN	2008	NOR	13	58.71	0.632232	117.5	117.5	122.5	117.5 [1]	12	74.287260	2 <u>☰</u>
2	ANNA FRYTSKA	2010	UKR	11	62.32	0.607632	95.0	102.5	110.0	102.5 [2]	9	62.282280	8
3	MARIA GORYNIAK	2011	POL	12	61.41	0.613412	55.0	57.5	62.5	62.5 [3]	8	38.338250	17

Place	Name	YOB	Team	Lot	Bd. Wt.	Coeff.	BP1	BP2	BP3	Best	Points	IPF GL Points	Place
Sub Junior - 69kg													
1	ANASTASIIA OLENTYR	2008	UKR	17	63.88	0.598311	430.0	430.0	130.0	130.0 [1]	12	77.780430	1 
2	ESSI NARVA	2009	FIN	16	67.83	0.577611	110.0	120.0	432.5	120.0 [2]	9	69.313320	4
Sub Junior - 76kg													
1	MARJANA BELJAKOVA	2008	EST	19	75.06	0.548116	100.0	110.0	117.5	117.5 [1]	12	64.403630	7
2	MISSALYN SWENSON	2010	USA	18	73.80	0.552613	70.0	75.0	80.0	80.0 [2]	9	44.209040	16
3	ALINA STELMAKH	2010	UKR	20	73.52	0.553645	45.0	65.0	77.5	65.0 [3]	8	35.986925	18
Sub Junior - 84+Kg													
1	KIRKE PRII	2008	EST	15	92.94	0.503701	120.0	130.0	137.5	137.5 [1]	12	69.258888	5
2	ANASTASIIA ONOSHKO	2010	UKR	14	105.57	0.486029	95.0	110.0	120.0	120.0 [2]	9	58.323480	10

Best Lifter - Sub Junior

Place	Name	Team	Wt.Cat.	Bd.Wt.	Coeff.	Best BP	IPF GL Points
1	ANASTASIIA OLENTYR	UKR	69kg	63.88	0.598311	130.0	77.780430
2	EMMA HERMINE OLSEN	NOR	63kg	58.71	0.632232	117.5	74.287260
3	MARIIA POSTUPAILO	UKR	43kg	42.03	0.847940	85.0	72.074900

Team Championship - Sub Junior

Place	Team	Points	Best Points	IPF GL Points
1	UKRAINE	54	12+12+12+9+9	337.223590
2	POLAND	29	12+9+8	149.120613
3	ESTONIA	24	12+12	133.662518
4	FINLAND	21	12+9	130.858310
5	UNITED STATES OF AMERICA	17	9+8	94.964178
6	NORWAY	12	12	74.287260

Place	Name	YOB	Team	Lot	Bd. Wt.	Coeff.	BP1	BP2	BP3	Best	Points	IPF GL Points	Place
Junior - 43kg													
1	ALINA RUZHYNska	2005	UKR	1	42.20	0.844236	37.5	45.0	45.0	37.5 [1]	12	31.658850	33
Junior - 47kg													
1	OKSANA HERASYMENKO	2007	UKR	2	46.70	0.761916	52.5	57.5	60.0	52.5 [1]	12	40.000590	32
Junior - 52kg													
1	YURINA YUNOKI	2003	JPN	7	50.00	0.716257	97.5	405.0	107.5	107.5 [1]	12	76.997628	4
2	YEVHENIIA HEVKO	2006	UKR	5	51.14	0.702635	102.5	407.5	407.5	102.5 [2]	9	72.020088	6
3	MYROSLAVA KOSHELYK	2003	UKR	4	51.30	0.700799	97.5	102.5	405.0	102.5 [3]	8	71.831898	8
4	ELSA BERN	2006	SWE	6	50.62	0.708727	95.0	402.5	402.5	95.0 [4]	7	67.329065	18
5	NATALIA WASILEWSKA	2003	POL	3	51.95	0.693527	60.0	77.5	82.5	77.5 [5]	6	53.748343	27

Place	Name	YOB	Team	Lot	Bd. Wt.	Coeff.	BP1	BP2	BP3	Best	Points	IPF GL Points	Place
Junior - 57kg													
1	MARTYNA JANASZEK	2005	POL	10	55.97	0.654297	100.0	107.5	110.0	110.0 [1]	12	71.972670	7
2	AMELIA DEUTSCH	2007	POL	13	56.44	0.650273	107.5	110.0	112.5	110.0 [2]	9	71.530030	9
3	SOFIIA BZDYR	2003	UKR	12	56.24	0.651972	85.0	90.0	92.5	90.0 [3]	8	58.677480	23
4	NARANZAYA NYAMDASH	2003	MGL	11	56.34	0.651120	90.0	100.0	100.0	90.0 [4]	7	58.600800	25
5	MACAYLA CANO	2007	USA	9	56.59	0.649011	40.0	45.0	85.0	45.0 [5]	6	29.205495	34
-	AYUKA SUZUKI	2004	JPN	8	56.56	0.649262	85.0	85.0	95.0	-	-	-	-
Junior - 63kg													
1	EERIKA PALOSAARI	2005	FIN	17	62.49	0.606581	130.0	140.0	150.0	140.0 [1]	12	84.921340	1 <u>☞</u>
2	VIKTORIIA VELYKOPOLSKA	2004	UKR	16	61.10	0.615442	110.0	115.0	117.5	115.0 [2]	9	70.775830	11
3	WIKTORIA DANKOWSKA	2004	POL	15	61.66	0.611798	110.0	115.0	120.0	115.0 [3]	8	70.356770	13
4	DARIA FRACKOWIAK	2003	POL	14	59.93	0.623401	100.0	110.0	115.0	100.0 [4]	7	62.340100	20
5	VIOLET CLARKE-WALLER	2007	GBR	18	61.12	0.615311	75.0	82.5	90.0	90.0 [5]	6	55.377990	26
Junior - 69kg													
1	BARBORA TROCHOVA	2006	CZE	30	65.61	0.588768	110.0	115.0	117.5	117.5 [1]	12	69.180240	14
2	YUI KOIZUMI	2004	JPN	28	65.19	0.591013	97.5	102.5	115.0	115.0 [2]	9	67.966495	17
3	REHINA FURSENKO	2006	UKR	27	64.89	0.592644	92.5	100.0	105.0	100.0 [3]	8	59.264400	22
4	SANDRA DZIEZOK	2007	POL	29	63.36	0.601339	95.0	97.5	102.5	97.5 [4]	7	58.630553	24
5	BETH WHITNEY	2007	USA	31	67.67	0.578377	80.0	90.0	102.5	90.0 [5]	6	52.053930	29
Junior - 76kg													
1	DESIREE SCHOEPF	2003	AUT	32	71.36	0.562042	140.0	140.0	145.0	145.0 [1]	12	81.496090	3 <u>☞</u>
2	ELIISE MIKOMAGI	2003	EST	34	75.43	0.546841	130.0	135.0	147.5	135.0 [2]	9	73.823535	5
3	ANASTASIIA PASHKO	2003	POL	35	70.33	0.566334	125.0	125.0	135.0	125.0 [3]	8	70.791750	10
4	JULIA BUBROWSKA	2006	POL	33	70.77	0.564477	105.0	110.0	127.5	110.0 [4]	7	62.092470	21
5	GABRIELLA CRUBAUGH	2007	USA	36	74.74	0.549236	77.5	87.5	95.0	95.0 [5]	6	52.177420	28
Junior - 84kg													
1	LEONIE KOEHLER	2005	GER	20	83.54	0.523219	130.0	135.0	135.0	135.0 [1]	12	70.634565	12
2	ALINA NIKOHOSIAN	2005	UKR	21	80.70	0.530632	122.5	122.5	130.0	130.0 [2]	9	68.982160	15
3	KATIE TATUM	2006	GBR	19	80.16	0.532139	120.0	127.5	130.0	120.0 [3]	8	63.856680	19
4	ELLA BRINCAT-SMITH	2005	GBR	22	80.39	0.531493	90.0	92.5	92.5	90.0 [4]	7	47.834370	31
-	PAULA NITZ	2003	AUT	23	76.34	0.543786	160.0	162.5	162.5	-	-	-	-
Junior - 84+Kg													
1	SARAH ROSAASEN	2003	NOR	26	101.70	0.490643	155.0	162.5	167.5	167.5 [1]	12	82.182703	2 <u>☞</u>
2	JUSTYNA PIETRYKOWSKA	2005	POL	25	97.85	0.495889	82.5	137.5	162.5	137.5 [2]	9	68.184738	16
3	ALISSA SAUNDERS	2003	USA	24	85.26	0.519111	87.5	92.5	102.5	92.5 [3]	8	48.017768	30

Best Lifter - Junior							
Place	Name	Team	Wt.Cat.	Bd.Wt.	Coeff.	Best BP	IPF GL Points
1	EERIKA PALOSAARI	FIN	63kg	62.49	0.606581	140.0	84.921340
2	SARAH ROSAASEN	NOR	84+kg	101.70	0.490643	167.5	82.182703
3	DESIREE SCHOEPF	AUT	76kg	71.36	0.562042	145.0	81.496090

Team Championship - Junior				
Place	Team	Points	Best Points	IPF GL Points
1	UKRAINE	51	12+12+9+9+9	283.437518
2	POLAND	46	12+9+9+8+8	352.835958
3	UNITED STATES OF AMERICA	26	8+6+6+6	181.454613
4	JAPAN	21	12+9	144.964123
5	GREAT BRITAIN	21	8+7+6	167.069040
6	FINLAND	12	12	84.921340
7	NORWAY	12	12	82.182703
8	AUSTRIA	12	12	81.496090
9	GERMANY	12	12	70.634565
10	CZECHIA	12	12	69.180240
11	ESTONIA	9	9	73.823535
12	SWEDEN	7	7	67.329065
13	MONGOLIA	7	7	58.600800

Place	Name	YOB	Team	Lot	Bd. Wt.	Coeff.	BP1	BP2	BP3	Best	Points	IPF GL Points	Place
Master 1 - 47kg													
1	MIKI KOSEKI	1984	JPN	1	46.09	0.771541	70.0	80.0	85.0	80.0 [1]	12	61.723280	13
Master 1 - 52kg													
1	JESSICA REYES	1983	MEX	3	51.92	0.693856	95.0	100.0	107.5	107.5 [1]	12	74.589520	4
2	ANNA GREZZY LINDQVIST	1986	SWE	2	49.44	0.723320	67.5	80.0	87.5	80.0 [2]	9	57.865600	21
Master 1 - 57kg													
1	MAI UEHARA	1982	JPN	5	56.47	0.650020	92.5	92.5	112.5	92.5 [1]	12	60.126850	18
2	KATE CLARKE	1983	GBR	4	55.46	0.658784	75.0	82.5	82.5	82.5 [2]	9	54.349680	23
Master 1 - 63kg													
1	MARIA FRANK	1984	CAN	8	57.56	0.641094	115.0	122.5	130.0	122.5 [1]	12	78.534015	3 <u>🏆</u>
2	MIZUKI ABE	1977	JPN	9	62.26	0.608005	90.0	95.0	100.0	95.0 [2]	9	57.760475	22
3	AGATA NIEWDANA	1978	POL	7	62.63	0.605723	80.0	82.5	85.0	85.0 [3]	8	51.486455	25
4	AMBER HINCHELWOOD	1978	GBR	6	62.45	0.606828	72.5	77.5	82.5	82.5 [4]	7	50.063310	26
Master 1 - 69kg													
1	PAMELA HODDER	1981	CAN	23	66.06	0.586412	135.0	135.0	135.0	135.0 [1]	12	79.165620	2 <u>🏆</u>

Place	Name	YOB	Team	Lot	Bd. Wt.	Coeff.	BP1	BP2	BP3	Best	Points	IPF GL Points	Place
2	DELYTH JONES	1982	GBR	24	67.02	0.581549	112.5	117.5	122.5	122.5 [2]	9	71.239753	6
3	NORUNN NIELSEN HOLMVIK	1983	NOR	20	64.81	0.593083	115.0	120.0	120.0	120.0 [3]	8	71.169960	7
4	KATHRINE BAK	1981	DEN	25	67.16	0.580858	115.0	120.0	120.0	120.0 [4]	7	69.702960	8
5	CLARE CONWAY	1978	GBR	22	66.98	0.581747	90.0	95.0	100.0	100.0 [5]	6	58.174700	20
6	ROSINA POLSTER	1984	GER	21	68.39	0.574973	90.0	95.0	97.5	90.0 [6]	5	51.747570	24
Master 1 - 76kg													
1	IOLANDA COSTA ZOLYOME	1977	BRA	26	74.47	0.550192	125.0	130.0	137.5	130.0 [1]	12	71.524960	5
2	JUDITH ORTMANN	1980	GER	27	75.47	0.546704	107.5	115.0	122.5	122.5 [2]	9	66.971240	12
3	DANIELLE TODMAN	1984	ISV	28	74.51	0.550050	100.0	107.5	115.0	107.5 [3]	8	59.130375	19
Master 1 - 84kg													
1	TIINA LEPPAAHO	1983	FIN	15	82.65	0.525454	127.5	130.0	132.5	132.5 [1]	12	69.622655	9
2	MORGAN HAUPT	1979	CAN	13	83.33	0.523739	122.5	130.0	132.5	132.5 [2]	9	69.395418	11
3	TETIANA SHAVIDZE	1977	UKR	14	78.86	0.535901	100.0	110.0	115.0	115.0 [3]	8	61.628615	14
4	MANUELA HAUSS	1980	GER	11	79.45	0.534169	115.0	122.5	122.5	115.0 [4]	7	61.429435	15
5	CAROLINE BUCKLE	1979	GBR	10	82.20	0.526614	115.0	115.0	125.0	115.0 [5]	6	60.560610	17
6	RACHAEL HORTON	1984	GBR	12	82.90	0.524818	60.0	65.0	65.0	60.0 [6]	5	31.489080	27
Master 1 - 84+Kg													
1	HELENA REHNBERG	1979	FIN	17	158.99	0.457719	170.0	175.0	180.0	180.0 [1]	12	82.389420	1 <u>W</u>
2	SARAH KNIGHT	1984	GBR	19	97.42	0.496519	140.0	145.0	145.0	140.0 [2]	9	69.512660	10
3	JODIE HALL	1979	GBR	16	90.45	0.508225	115.0	120.0	132.5	120.0 [3]	8	60.987000	16
-	NICOLE ROSS	1984	CAN	18	147.18	0.460646	127.5	130.0	132.5	-	-	-	-

Best Lifter - Master 1

Place	Name	Team	Wt.Cat.	Bd.Wt.	Coeff.	Best BP	IPF GL Points
1	HELENA REHNBERG	FIN	84+kg	158.99	0.457719	180.0	82.389420
2	PAMELA HODDER	CAN	69kg	66.06	0.586412	135.0	79.165620
3	MARIA FRANK	CAN	63kg	57.56	0.641094	122.5	78.534015

Team Championship - Master 1

Place	Team	Points	Best Points	IPF GL Points
1	GREAT BRITAIN	42	9+9+9+8+7	306.152403
2	CANADA	33	12+12+9	227.095053
3	JAPAN	33	12+12+9	179.610605
4	FINLAND	24	12+12	152.012075
5	GERMANY	21	9+7+5	180.148245
6	MEXICO	12	12	74.589520
7	BRAZIL	12	12	71.524960

Team Championship - Master 1				
Place	Team	Points	Best Points	IPF GL Points
8	SWEDEN	9	9	57.865600
9	NORWAY	8	8	71.169960
10	UKRAINE	8	8	61.628615
11	UNITED STATES VIRGIN ISLANDS	8	8	59.130375
12	POLAND	8	8	51.486455
13	DENMARK	7	7	69.702960

Place	Name	YOB	Team	Lot	Bd. Wt.	Coeff.	BP1	BP2	BP3	Best	Points	IPF GL Points	Place
Master 2 - 47kg													
1	TOMOKO MIYAMOTO	1967	JPN	1	46.45	0.765811	80.0	85.0	90.0	85.0 [1]	12	65.093935	9
2	SACHIKO MASUYAMA	1975	JPN	2	46.45	0.765811	25.0	-	X	25.0 [2]	9	19.145275	34
Master 2 - 52kg													
1	SACHIKO IWAMOTO	1973	JPN	8	51.45	0.699095	95.0	105.0	112.5	112.5 [1]	12	78.648188	2 <u>W</u>
2	JADWIGA RADWANSKA	1975	POL	7	51.71	0.696178	82.5	85.0	87.5	87.5 [2]	9	60.915575	14
3	GERALDINE VERLAINE	1970	FRA	5	51.28	0.701028	77.5	80.0	82.5	80.0 [3]	8	56.082240	23
4	MIKAKO FUJIYAMA	1970	JPN	6	51.28	0.701028	65.0	72.5	80.0	72.5 [4]	7	50.824530	26
5	ANGEL YAU-VANDENBURG	1972	CAN	3	51.01	0.704139	70.0	75.0	80.0	70.0 [5]	6	49.289730	28
6	VIJAYAM KARTHIYAYINI AMMA	1970	IND	4	49.99	0.716381	50.0	55.0	60.0	55.0 [6]	5	39.400955	33
Master 2 - 57kg													
1	HELEN HUGHES	1976	GBR	9	56.41	0.650527	105.0	112.5	117.5	117.5 [1]	12	76.436923	3 <u>W</u>
2	NANAE YOSHINAGA	1973	JPN	10	55.94	0.654557	90.0	90.0	112.5	90.0 [2]	9	58.910130	18
3	TORILL FONN	1967	SWE	12	56.30	0.651461	87.5	92.5	92.5	87.5 [3]	8	57.002838	22
4	MERVI SIRKIA	1972	FIN	11	53.11	0.681242	75.0	80.0	87.5	80.0 [4]	7	54.499360	25
Master 2 - 63kg													
1	RIE MORIKAWA	1975	JPN	13	61.57	0.612377	130.0	135.0	135.0	135.0 [1]	12	82.670895	1 <u>W</u>
2	ANETTE HEIMSTAD-AASBO	1974	NOR	14	61.17	0.614981	105.0	110.0	115.0	115.0 [2]	9	70.722815	5
3	NAOMI KANAGAWA	1969	JPN	15	62.25	0.608068	95.0	100.0	112.5	100.0 [3]	8	60.806800	15
4	MELISA MEUNIER	1975	FRA	16	61.66	0.611798	82.5	87.5	87.5	82.5 [4]	7	50.473335	27
Master 2 - 69kg													
1	WENDIE KIRKLAND	1972	GBR	28	68.18	0.575954	105.0	107.5	112.5	112.5 [1]	12	64.794825	10
2	SANNA JOUTSELA	1973	FIN	26	67.46	0.579391	102.5	105.0	110.0	110.0 [2]	9	63.733010	11
3	AMY SUZAN	1976	ISV	29	67.78	0.577850	100.0	100.0	102.5	100.0 [3]	8	57.785000	21
4	RACHEL SPRAGG	1970	GBR	27	68.16	0.576048	85.0	95.0	102.5	85.0 [4]	7	48.964080	30
Master 2 - 76kg													
1	MIYUKI SAKURAI	1969	JPN	33	73.43	0.553980	110.0	112.5	120.0	120.0 [1]	12	66.477600	7
2	JILLIAN SPROUL	1972	CAN	30	74.75	0.549201	107.5	112.5	120.0	120.0 [2]	9	65.904120	8
3	FLORENCE LECCESE	1969	FRA	31	70.43	0.565909	97.5	102.5	102.5	102.5 [3]	8	58.005673	20

Place	Name	YOB	Team	Lot	Bd. Wt.	Coeff.	BP1	BP2	BP3	Best	Points	IPF GL Points	Place
4	HEIDI SIGHOVD	1971	NOR	34	74.87	0.548779	100.0	407.5	407.5	100.0 [4]	7	54.877900	24
5	SWEETY SHARMA	1973	IND	32	75.33	0.547183	80.0	90.0	402.5	90.0 [5]	6	49.246470	29
Master 2 - 84kg													
1	PERNILLA ROHR	1972	SWE	19	83.29	0.523839	135.0	140.0	455.5	140.0 [1]	12	73.337460	4
2	JOANNA LINNA	1974	FIN	17	82.82	0.525021	117.5	435.0	440.0	117.5 [2]	9	61.689968	12
3	EMMA KEHOE	1972	GBR	18	76.77	0.542382	100.0	107.5	112.5	112.5 [3]	8	61.017975	13
4	GEORGINA PALMER	1975	GBR	20	76.66	0.542739	92.5	97.5	107.5	107.5 [4]	7	58.344443	19
Master 2 - 84+Kg													
1	GUDNY ASTA SNORRADOTTIR	1973	ISL	24	111.55	0.479990	135.0	442.5	145.0	145.0 [1]	12	69.598550	6
2	ANGELA LAUDER	1970	GBR	25	96.91	0.497280	107.5	115.0	120.0	120.0 [2]	9	59.673600	16
3	ASA PENNEBRATT	1967	SWE	21	99.82	0.493117	120.0	422.5	422.5	120.0 [3]	8	59.174040	17
4	AIRE OOLUP	1975	EST	22	102.31	0.489875	90.0	97.5	400.0	90.0 [4]	7	44.088750	31
5	DENISE WESTBROOK	1973	GBR	23	92.18	0.505039	85.0	90.0	90.0	85.0 [5]	6	42.928315	32

Best Lifter - Master 2

Place	Name	Team	Wt.Cat.	Bd.Wt.	Coeff.	Best BP	IPF GL Points
1	RIE MORIKAWA	JPN	63kg	61.57	0.612377	135.0	82.670895
2	SACHIKO IWAMOTO	JPN	52kg	51.45	0.699095	112.5	78.648188
3	HELEN HUGHES	GBR	57kg	56.41	0.650527	117.5	76.436923

Team Championship - Master 2

Place	Team	Points	Best Points	IPF GL Points
1	JAPAN	57	12+12+12+12+9	351.800748
2	GREAT BRITAIN	48	12+12+9+8+7	320.267766
3	SWEDEN	28	12+8+8	189.514338
4	FINLAND	25	9+9+7	179.922338
5	FRANCE	23	8+8+7	164.561248
6	NORWAY	16	9+7	125.600715
7	CANADA	15	9+6	115.193850
8	ICELAND	12	12	69.598550
9	INDIA	11	6+5	88.647425
10	POLAND	9	9	60.915575
11	UNITED STATES VIRGIN ISLANDS	8	8	57.785000
12	ESTONIA	7	7	44.088750

Place	Name	YOB	Team	Lot	Bd. Wt.	Coeff.	BP1	BP2	BP3	Best	Points	IPF GL Points	Place
Master 3 - 52kg													

Place	Name	YOB	Team	Lot	Bd. Wt.	Coeff.	BP1	BP2	BP3	Best	Points	IPF GL Points	Place
1	VACLAVA ZODEREROVA	1961	CZE	2	51.38	0.699888	42.5	45.0	47.5	45.0 [1]	12	31.494960	13
Master 3 - 57kg													
1	AUDHILD MATHIESEN	1957	NOR	6	56.73	0.647842	82.5	87.5	92.5	87.5 [1]	12	56.686175	4
2	HISAKO ANDO	1965	JPN	5	56.16	0.652658	85.0	87.5	87.5	85.0 [2]	9	55.475930	6
Master 3 - 63kg													
1	RITA SHERGOLD	1965	GBR	8	62.89	0.604143	92.5	97.5	400.0	97.5 [1]	12	58.903943	3 <u>🏆</u>
2	SOCORRO PEREZ	1959	MEX	9	59.80	0.624316	90.0	95.0	97.5	90.0 [2]	9	56.188440	5
Master 3 - 69kg													
1	SEIJA SKOGMAN	1965	FIN	14	67.29	0.580220	90.0	92.5	97.5	92.5 [1]	12	53.670350	7
2	JONI MACH	1965	USA	15	68.09	0.576378	62.5	67.5	75.0	67.5 [2]	9	38.905515	12
Master 3 - 76kg													
1	MAUREEN GORDON	1964	GBR	18	74.61	0.549695	425.0	125.0	133.0 w3	133.0 [1]	12	73.109435	1 <u>🏆</u>
2	GIEDRE VIDZIUNIENE	1966	LTU	17	75.00	0.548325	70.0	75.0	80.0	80.0 [2]	9	43.866000	8
Master 3 - 84kg													
1	URSULA FORYS	1965	POL	12	80.22	0.531970	440.0	110.0	112.5	112.5 [1]	12	59.846625	2 <u>🏆</u>
2	MELISSA WALL	1966	GBR	11	78.94	0.535664	72.5	77.5	80.0	80.0 [2]	9	42.853120	10
3	ERZSEBET SCHNEIDER	1965	HUN	10	80.51	0.531159	80.0	85.0	85.0	80.0 [3]	8	42.492720	11
Master 3 - 84+Kg													
1	KATARINA BEREMARK	1964	SWE	13	106.02	0.485531	90.0	420.0	420.0	90.0 [1]	12	43.697790	9




Best Lifter - Master 3

Place	Name	Team	Wt.Cat.	Bd.Wt.	Coeff.	Best BP	IPF GL Points
1	MAUREEN GORDON	GBR	76kg	74.61	0.549695	133.0	73.109435
2	URSULA FORYS	POL	84kg	80.22	0.531970	112.5	59.846625
3	RITA SHERGOLD	GBR	63kg	62.89	0.604143	97.5	58.903943

Team Championship - Master 3

Place	Team	Points	Best Points	IPF GL Points
1	GREAT BRITAIN	33	12+12+9	174.866498
2	POLAND	12	12	59.846625
3	NORWAY	12	12	56.686175
4	FINLAND	12	12	53.670350
5	SWEDEN	12	12	43.697790
6	CZECHIA	12	12	31.494960
7	MEXICO	9	9	56.188440
8	JAPAN	9	9	55.475930
9	LITHUANIA	9	9	43.866000

Team Championship - Master 3				
Place	Team	Points	Best Points	IPF GL Points
10	UNITED STATES OF AMERICA	9	9	38.905515
11	HUNGARY	8	8	42.492720

Place	Name	YOB	Team	Lot	Bd. Wt.	Coeff.	BP1	BP2	BP3	Best	Points	IPF GL Points	Place
Master 4 - 52kg													
1	SUZUKO FUKUDA	1953	JPN	1	50.63	0.708608	60.0	67.5 w4	68.5	67.5 [1]	12	47.831040	1 
Master 4 - 57kg													
1	BRITTEN FERNSTROM	1949	SWE	4	56.16	0.652658	65.0	67.5	70.0	70.0 [1]	12	45.686060	2 
2	NORIKO IIDA	1936	JPN	3	53.51	0.677199	45.0	50.0	52.5	52.5 [2]	9	35.552948	4
Master 4 - 63kg													
1	EVELYNE HERBIN	1956	FRA	7	61.28	0.614260	60.0	65.0	70.0	70.0 [1]	12	42.998200	3 
Master 4 - 76kg													
-	CHIYOMI SAWA	1949	JPN	16	73.11	0.555180	90.0	90.0	90.0	-	-	-	-

Best Lifter - Master 4							
Place	Name	Team	Wt.Cat.	Bd.Wt.	Coeff.	Best BP	IPF GL Points
1	SUZUKO FUKUDA	JPN	52kg	50.63	0.708608	67.5	47.831040
2	BRITTEN FERNSTROM	SWE	57kg	56.16	0.652658	70.0	45.686060
3	EVELYNE HERBIN	FRA	63kg	61.28	0.614260	70.0	42.998200

Team Championship - Master 4				
Place	Team	Points	Best Points	IPF GL Points
1	JAPAN	21	12+9	83.383988
2	SWEDEN	12	12	45.686060
3	FRANCE	12	12	42.998200

Abbreviations:

ARM = Armenia AUS = Australia AUT = Austria BRA = Brazil CAN = Canada CZE = Czechia DEN = Denmark EST = Estonia FIN = Finland
 FRA = France GER = Germany GBR = Great Britain HUN = Hungary ISL = Iceland IND = India JPN = Japan LTU = Lithuania LUX = Luxembourg
 MEX = Mexico MGL = Mongolia NOR = Norway POL = Poland SWE = Sweden UKR = Ukraine USA = United States of America
 ISV = United States Virgin Islands

International Powerlifting Federation
2026 IPF World Equipped Bench Press Championships
Warsaw, Poland - 23-05-2026 to 31-05-2026
Final Results

Place	Name	YOB	Team	Lot	Bd. Wt.	Coeff.	BP1	BP2	BP3	Best	Points	IPF GL Points	Place
Open - 59kg													
1	REO TANAKA	1998	JPN	2	58.93	0.493506	210.0	220.0	225.0	220.0 [1]	12	108.571320	6
2	BAT-AMGALAN PUREVSUREN	1987	MGL	4	58.52	0.497841	205.0	215.0	220.0	205.0 [2]	9	102.057405	16
3	FREDRIK ESKIL MYRVANG	1990	NOR	1	58.21	0.501199	187.5	195.0	200.0	200.0 [3]	8	100.239800	21
-	JON SIGURDUR GUNNARSSON	1992	ISL	3	58.97	0.493089	165.0	165.0	170.0	-	-	-	-
Open - 66kg													
1	ANDREAS FRASL	1983	AUT	8	65.43	0.437814	240.0	245.0	250.0	245.0 [1]	12	107.264430	8
2	MASASHI FUKUDA	1984	JPN	7	65.72	0.435793	230.0	242.5	247.5	230.0 [2]	9	100.232390	22
3	MARIUSZ GROTKOWSKI	1989	POL	5	65.75	0.435586	210.0	220.0	232.5	220.0 [3]	8	95.828920	28
4	MYKHAILO SHABLI	1991	UKR	6	65.46	0.437604	180.0	202.5	202.5	180.0 [4]	7	78.768720	46
Open - 74kg													
1	KOSEI YOKOYAMA	1996	JPN	13	72.58	0.396063	305.0	305.0 w	325.0	305.0 [1]	12	120.799215	1 <u>W</u>
2	ABDULKARIM KARAMAN	1994	KAZ	14	73.63	0.391104	255.0	270.0	306.0	270.0 [2]	9	105.598080	10
3	MARTIN FORIS	1997	SVK	10	73.28	0.392730	225.0	235.0	250.0	250.0 [3]	8	98.182500	25
4	ALEX FODOR	1990	GBR	11	73.71	0.390737	205.0	222.5	222.5	205.0 [4]	7	80.101085	44
-	YOSUKE KIKUCHI	1995	JPN	9	74.00	0.389416	280.0	280.0	305.5	-	-	-	-
-	ADAM BALAWEJDER	1981	POL	12	73.77	0.390462	250.0	250.0	250.0	-	-	-	-
Open - 83kg													
1	IVAN CHUPRYNKO	1986	UKR	22	80.31	0.364608	285.0	295.0	316.5	295.0 [1]	12	107.559360	7
2	RAIK GUENTERBERG	1989	GER	19	81.22	0.361564	267.5	275.0	275.0	267.5 [2]	9	96.718370	27
3	DULGUUN BATBOLD	1997	MGL	24	82.28	0.358163	260.0	267.5	272.5	260.0 [3]	8	93.122380	30
4	MACIEJ ZASTAWNY	2000	POL	16	82.89	0.356273	260.0	270.0	270.0	260.0 [4]	7	92.630980	31
5	LARS ENGO MONSEN	2002	NOR	25	82.73	0.356764	255.0	262.5	262.5	255.0 [5]	6	90.974820	33
6	ANDRII BALENKOV	1981	UKR	18	82.47	0.357569	250.0	265.0	272.5	250.0 [6]	5	89.392250	35
7	CALLUM GIBSON	2001	GBR	20	78.77	0.370036	195.0	205.0	212.5	205.0 [7]	4	75.857380	51
8	ELEK MILLER	2000	USA	23	82.64	0.357042	185.0	192.5	200.0	200.0 [8]	3	71.408400	55
9	NOAH BARBOSA	2001	USA	17	79.25	0.368305	180.0	190.0	200.0	190.0 [9]	2	69.977950	58
-	SATORU NAKAJIMA	1985	JPN	21	82.31	0.358069	270.0	270.0	275.0	-	-	-	-
Open - 93kg													
1	KOSTIANTYN MUSIIENKO	1997	UKR	29	92.42	0.331980	325.0	340.0	362.5 w	362.5 [1]	12	120.342750	2 <u>W</u>
2	MATHEW HALLETT	1992	GBR	36	91.63	0.333675	275.0	295.0	305.0	305.0 [2]	9	101.770875	17
3	KIM BECK-GUNDERSEN	1985	NOR	33	92.31	0.332213	295.0	295.0	305.0	305.0 [3]	8	101.324965	19

Place	Name	YOB	Team	Lot	Bd. Wt.	Coeff.	BP1	BP2	BP3	Best	Points	IPF GL Points	Place
4	RAFAL ZALEWSKI	1983	POL	31	91.89	0.333111	302.5	302.5	305.0	302.5 [4]	7	100.766078	20
5	THOMAS EDVINSSON	1977	SWE	26	92.29	0.332255	282.5	295.0	297.5	297.5 [5]	6	98.845863	23
6	MADS FRICHE	1983	DEN	30	92.41	0.332001	290.0	297.5	300.0	297.5 [6]	5	98.770298	24
7	JAMES TAYLOR	1998	GBR	27	91.69	0.333544	220.0	227.5	232.5	232.5 [7]	4	77.548980	47
8	JORDAN KUMMER	1989	USA	34	91.92	0.333047	185.0	185.0	190.0	190.0 [8]	3	63.278930	61
-	SHIZUKI MATSUO	2000	JPN	28	92.34	0.332149	347.5	347.5	347.5	-	-	-	-
-	ALEX HOCHLOV	1989	GER	32	92.06	0.332746	280.0	280.0	285.0	-	-	-	-
-	JORDAN GLENN	1993	USA	35	92.19	0.332468	255.0	255.0	255.0	-	-	-	-
Open - 105kg													
1	ASKAR SHOKHANOV	1983	KAZ	15	95.55	0.325725	340.0	350.0	356.5 w,w1	356.5 [1]	12	116.120963	3 W
2	BHASKAR SHAH	1992	IND	2	104.44	0.311278	330.0	342.5	356.0	356.0 [2]	9	110.814968	5
3	KEVIN JAEGER	1995	GER	9	102.96	0.313392	350.0	355.0	357.0	355.0 [3]	8	111.254160	4
4	VIKTOR LESKOVETS	1990	UKR	10	104.04	0.311839	325.0	332.5	342.5	332.5 [4]	7	103.686468	13
5	VOLODYMYR BETTIAR	1984	UKR	4	103.31	0.312882	325.0	325.0	342.5	325.0 [5]	6	101.686650	18
6	ADAM MAMOLA	1977	USA	3	101.92	0.314940	310.0	325.0	342.5	310.0 [6]	5	97.631400	26
7	JIMMY WERNER	1988	SWE	8	102.52	0.314040	285.0	285.0	300.0	285.0 [7]	4	89.501400	34
8	CHRISTIAN FLUERAS	1996	GER	5	104.01	0.311882	285.0	300.0	300.0	285.0 [8]	3	88.886370	37
9	SANTTU TURUNEN	1995	FIN	6	103.55	0.312537	270.0	275.0	290.0	275.0 [9]	2	85.947675	39
10	ADAM MCALPINE	2001	GBR	11	95.66	0.325517	232.5	232.5	245.0	245.0 [10]	1	79.751665	45
11	BRIAN CHUONG	1993	CAN	12	102.81	0.313612	245.0	245.0	252.5	245.0 [11]	1	76.834940	49
12	HUGO DUARTE	1990	GBR	14	102.43	0.314174	225.0	235.0	245.0	235.0 [12]	1	73.830890	52
13	NIELS BOERMANS	1992	BEL	7	104.70	0.310918	225.0	225.0	235.0	225.0 [13]	1	69.956550	59
14	ALLAN MORELOS	1998	USA	16	94.08	0.328574	220.0	220.0	232.5	220.0 [14]	1	72.286280	53
-	OLIVER DAHLKVIST	1995	SWE	13	104.88	0.310670	322.5	322.5	322.5	-	-	-	-
-	GABRIEL SCHMIDT	1997	BRA	1	99.77	0.318319	240.0	240.0	240.0	-	-	-	-
Open - 120kg													
1	ILYA MASLOV	1989	KAZ	28	111.97	0.301967	345.0	352.5	355.0	355.0 [1]	12	107.198285	9
2	CHIMIDT SEREN BATAA	1981	MGL	27	119.56	0.294557	345.0	352.5	377.5	352.5 [2]	9	103.831343	12
3	RALF MALE	1994	NOR	19	117.20	0.296681	335.0	345.0	352.5	345.0 [3]	8	102.354945	15
4	IVAN SELETSKYI	1994	UKR	29	118.86	0.295172	300.0	300.0	320.0	320.0 [4]	7	94.455040	29
5	KYOSHIRO KOBAYASHI	1997	JPN	23	107.82	0.306820	290.0	290.0	345.0	290.0 [5]	6	88.977800	36
6	MICHAEL GIBSON	1987	GBR	25	113.44	0.300394	280.0	287.5	287.5	280.0 [6]	5	84.110320	41
7	MARTIN AGOES	1987	USA	18	115.44	0.298366	275.0	275.0	275.0	275.0 [7]	4	82.050650	42
8	GRZEGORZ PIWONSKI	1990	POL	26	117.60	0.296310	260.0	272.5	282.5	272.5 [8]	3	80.744475	43
9	DOMINIC WETEKAM	1997	GER	31	118.68	0.295332	257.5	257.5	275.0	257.5 [9]	2	76.047990	50
10	CLEVERSON SILVA	1997	BRA	17	110.23	0.303924	242.5	250.0	255.0	255.0 [10]	1	77.500620	48
11	NATHAN NEVILLE	2000	IRL	22	118.33	0.295645	210.0	225.0	235.0	235.0 [11]	1	69.476575	60
12	DERRINGTON WRIGHT	1992	USA	24	105.24	0.310178	230.0	240.0	240.0	230.0 [12]	1	71.340940	56

Place	Name	YOB	Team	Lot	Bd. Wt.	Coeff.	BP1	BP2	BP3	Best	Points	IPF GL Points	Place
-	PER MARIUS HOLE	1989	NOR	30	119.08	0.294977	337.5	337.5	352.5	-	-	-	-
-	FELIX BESSLER	1988	GER	21	118.26	0.295708	345.0	345.0	320.0	-	-	-	-
Open - 120+Kg													
1	GARRETT BENTLEY	1988	CAN	39	139.75	0.281288	370.0	375.0	380.0	375.0 [1]	12	105.483000	11
2	RYUKI FUJIMOTO	2000	JPN	32	149.28	0.277192	372.5	377.5	377.5	372.5 [2]	9	103.254020	14
3	WLADYSLAW ZUK	1992	POL	34	140.13	0.281104	305.0	310.0	327.5	327.5 [3]	8	92.061560	32
4	VADYM KVASIUK	1992	UKR	35	126.79	0.288905	300.0	307.5	342.5	307.5 [4]	7	88.838288	38
5	DOMINIK PAHL	1992	GER	37	130.44	0.286471	285.0	300.0	342.5	300.0 [5]	6	85.941300	40
6	CRAIG COGGLE	1986	GBR	33	153.33	0.275745	255.0	292.5	345.0	255.0 [6]	5	70.314975	57
7	HOLGER KOPPEL	1999	EST	36	121.57	0.292863	235.0	245.0	250.0	245.0 [7]	4	71.751435	54
-	RASMUS MIRBLOM	1995	SWE	38	152.46	0.276043	375.0	375.0	377.5	-	-	-	-

Best Lifter - Open

Place	Name	Team	Wt.Cat.	Bd.Wt.	Coeff.	Best BP	IPF GL Points
1	KOSEI YOKOYAMA	JPN	74kg	72.58	0.396063	305.0	120.799215
2	KOSTIANTYN MUSIIENKO	UKR	93kg	92.42	0.331980	362.5	120.342750
3	ASKAR SHOKHANOV	KAZ	105kg	95.55	0.325725	356.5	116.120963

Team Championship - Open

Place	Team	Points	Best Points	IPF GL Points
1	JAPAN	48	12+12+9+9+6	521.834745
2	UKRAINE	45	12+12+7+7+7	514.881906
3	KAZAKHSTAN	33	12+12+9	328.917328
4	POLAND	33	8+8+7+7+3	462.032013
5	GREAT BRITAIN	30	9+7+5+5+4	413.846235
6	NORWAY	30	8+8+8+6	394.894530
7	GERMANY	28	9+8+6+3+2	458.848190
8	MONGOLIA	26	9+9+8	299.011128
9	UNITED STATES OF AMERICA	17	5+4+3+3+2	384.347330
10	CANADA	13	12+1	182.317940
11	AUSTRIA	12	12	107.264430
12	SWEDEN	10	6+4	188.347263
13	INDIA	9	9	110.814968
14	SLOVAKIA	8	8	98.182500
15	DENMARK	5	5	98.770298
16	ESTONIA	4	4	71.751435
17	FINLAND	2	2	85.947675

Team Championship - Open				
Place	Team	Points	Best Points	IPF GL Points
18	BRAZIL	1	1	77.500620
19	BELGIUM	1	1	69.956550
20	IRELAND	1	1	69.476575
-	ICELAND	-	-	-

Place	Name	YOB	Team	Lot	Bd. Wt.	Coeff.	BP1	BP2	BP3	Best	Points	IPF GL Points	Place
Sub Junior - 53kg													
1	ANDRII MARIASH	2011	UKR	1	52.88	0.572251	70.0	85.0	95.0	85.0 [1]	12	48.641335	23
Sub Junior - 59kg													
1	PAVLO MARIASH	2010	UKR	4	58.71	0.495817	80.0	80.0	402.5	80.0 [1]	12	39.665360	26
2	ANTONI KROL	2010	POL	3	58.35	0.499674	70.0	72.5	402.5	70.0 [2]	9	34.977180	27
Sub Junior - 66kg													
1	MYKHAILO SELETSKYI	2008	UKR	8	66.00	0.433873	140.0	145.0	457.5	145.0 [1]	12	62.911585	12
2	NAOKI YAMASHITA	2008	JPN	6	65.73	0.435724	132.5	440.0	445.0	132.5 [2]	9	57.733430	16
3	FILIP WILEWSKI	2008	POL	5	65.73	0.435724	110.0	455.0	457.5	110.0 [3]	8	47.929640	24
Sub Junior - 74kg													
1	SORA OKAYAMA	2008	JPN	9	73.84	0.390142	202.5	214.5	215.5 <small>ws</small>	215.5 [1]	12	84.075601	2 <u><u></u></u>
2	MAKSYM FEDIN	2008	UKR	10	73.32	0.392542	190.0	202.5	215.0	215.0 [2]	9	84.396530	1 <u><u></u></u>
3	PAVOL VARCHOLA	2010	SVK	13	73.84	0.390142	145.0	152.5	165.0	165.0 [3]	8	64.373430	9
4	MUNGUNBAATAR OTGONDALAI	2009	MGL	11	73.84	0.390142	462.5	162.5	470.0	162.5 [4]	7	63.398075	11
5	LUKE WILDGOOSE	2008	GBR	12	72.32	0.397330	130.0	437.5	437.5	130.0 [5]	6	51.652900	21
Sub Junior - 83kg													
1	ANTON HAUKUR THORLINDSSON	2008	ISL	15	82.53	0.357383	470.0	170.0	175.0	175.0 [1]	12	62.542025	13
2	MAKSYM FRANKOV	2008	UKR	14	81.89	0.359397	160.0	470.0	172.5	172.5 [2]	9	61.995983	14
3	KACPER JOBDA	2008	POL	16	74.91	0.385385	140.0	147.5	460.0	147.5 [3]	8	56.844288	17
Sub Junior - 93kg													
1	MATEO FREIHOW	2008	NOR	20	92.50	0.331811	220.0	220.0	227.5	227.5 [1]	12	75.487003	5
2	OLEKSANDR VOYTSEKHOVSKYY	2008	UKR	17	90.95	0.335174	190.0	202.5	202.5	202.5 [2]	9	67.872735	6
3	ADRIAN STISKAL	2008	SVK	18	90.27	0.336711	200.0	200.0	240.0	200.0 [3]	8	67.342200	7
4	JAN BRODZIAK	2010	POL	21	92.28	0.332277	155.0	465.0	165.0	165.0 [4]	7	54.825705	19
5	MACIEJ NIEDBALSKI	2009	POL	19	91.49	0.333980	140.0	147.5	455.0	147.5 [5]	6	49.262050	22
Sub Junior - 105kg													
1	DANYLO PERVAK	2008	UKR	25	103.00	0.313333	245.0	252.5	260.0	260.0 [1]	12	81.466580	3 <u><u></u></u>
2	TSENGELBAYAR OYUNTUYA	2008	MGL	26	102.13	0.314623	200.0	200.0	210.0	210.0 [2]	9	66.070830	8
3	PATRIK KALLAST	2008	EST	24	94.48	0.327784	170.0	185.0	200.0	185.0 [3]	8	60.640040	15
4	MARIUSZ RUSEK	2008	POL	22	94.20	0.328336	147.5	155.0	162.5	162.5 [4]	7	53.354600	20
-	MARCEL KUBICA	2010	POL	23	104.36	0.311390	475.0	475.0	475.0	-	-	-	-

Place	Name	YOB	Team	Lot	Bd. Wt.	Coeff.	BP1	BP2	BP3	Best	Points	IPF GL Points	Place
Sub Junior - 120kg													
1	OLEH IVASKEVYCH	2010	UKR	29	118.46	0.295528	200.0	215.0	225.0	215.0 [1]	12	63.538520	10
2	ARSENII KARDASH	2010	UKR	27	112.72	0.301155	165.0	185.0	190.0	185.0 [2]	9	55.713675	18
3	KRZYSZTOF OMASTA	2010	POL	28	108.45	0.306041	125.0	125.0	135.0	135.0 [3]	8	41.315535	25
Sub Junior - 120+Kg													
1	TANISH GARG	2009	IND	30	142.45	0.280019	240.0	260.0	270.0	270.0 [1]	12	75.605130	4



Best Lifter - Sub Junior

Place	Name	Team	Wt.Cat.	Bd.Wt.	Coeff.	Best BP	IPF GL Points
1	MAKSYM FEDIN	UKR	74kg	73.32	0.392542	215.0	84.396530
2	SORA OKAYAMA	JPN	74kg	73.84	0.390142	215.5	84.075601
3	DANYLO PERVAK	UKR	105kg	103.00	0.313333	260.0	81.466580

Team Championship - Sub Junior

Place	Team	Points	Best Points	IPF GL Points
1	UKRAINE	60	12+12+12+12+12	296.223380
2	POLAND	40	9+8+8+8+7	235.892348
3	JAPAN	21	12+9	141.809031
4	MONGOLIA	16	9+7	129.468905
5	SLOVAKIA	16	8+8	131.715630
6	INDIA	12	12	75.605130
7	NORWAY	12	12	75.487003
8	ICELAND	12	12	62.542025
9	ESTONIA	8	8	60.640040
10	GREAT BRITAIN	6	6	51.652900

Place	Name	YOB	Team	Lot	Bd. Wt.	Coeff.	BP1	BP2	BP3	Best	Points	IPF GL Points	Place
Junior - 53kg													
1	BAKDAULET KYDYRBAEV	2007	KAZ	1	51.99	0.587218	110.0	125.0	135.0	125.0 [1]	12	73.402250	22
Junior - 59kg													
1	TARJEI GRONAAS	2005	NOR	3	58.25	0.500762	160.0	160.0	160.0	160.0 [1]	12	80.121920	9
2	OLEKSANDR PASKAR	2006	UKR	5	58.30	0.500217	135.0	135.0	152.5	152.5 [2]	9	76.283093	18
3	ZACHARY VANDENBURG	2007	CAN	6	55.72	0.530949	130.0	135.0	150.0	135.0 [3]	8	71.678115	27
4	SHIDO OKAMOTO	2003	JPN	2	58.73	0.495606	135.0	140.0	140.0	135.0 [4]	7	66.906810	39
5	KACPER BIALAS	2003	POL	4	57.71	0.506766	125.0	130.0	135.0	130.0 [5]	6	65.879580	41
Junior - 66kg													
1	YUTO KUSUDA	2004	JPN	9	64.03	0.448048	200.0	205.0	225.5	205.0 [1]	12	91.849840	1 🏆

Place	Name	YOB	Team	Lot	Bd. Wt.	Coeff.	BP1	BP2	BP3	Best	Points	IPF GL Points	Place
2	OLEKSANDR PONOMARENKO	2007	UKR	11	65.66	0.436209	185.0	202.5	207.5	202.5 [2]	9	88.332323	6
3	TOM SENIOR	2005	GBR	10	65.51	0.437253	160.0	170.0	175.0	175.0 [3]	8	76.519275	16
4	TEMUUJIN GANBAT	2004	MGL	8	65.38	0.438166	152.5	152.5	170.0	152.5 [4]	7	66.820315	40
5	KONRAD MET	2006	POL	7	63.91	0.448965	150.0	162.5	162.5	150.0 [5]	6	67.344750	37
Junior - 74kg													
1	MILAN VYNCKE	2004	BEL	13	73.23	0.392964	215.0	222.5	227.5	227.5 [1]	12	89.399310	4
2	MACIEJ BURGHARDT	2003	POL	16	71.95	0.399161	200.0	200.0	207.5	200.0 [2]	9	79.832200	10
3	TEPPEI KOBAYASHI	2003	JPN	14	72.70	0.395483	200.0	200.0	222.5	200.0 [3]	8	79.096600	11
4	KAIRU YASHIRO	2005	JPN	15	73.26	0.392823	177.5	177.5	177.5	177.5 [4]	7	69.726083	32
5	KAJETAN LINK	2007	POL	18	68.61	0.417315	160.0	167.5	172.5	167.5 [5]	6	69.900263	31
6	ABDULLA ABDULLA	2007	IND	17	73.44	0.391983	130.0	137.5	150.0	150.0 [6]	5	58.797450	46
7	NATHAN WILLIAMS	2003	GBR	12	72.66	0.395676	147.5	147.5	155.0	147.5 [7]	4	58.362210	47
Junior - 83kg													
1	MARTIN REHAK	2005	CZE	27	82.34	0.357975	217.5	225.0	230.0	230.0 [1]	12	82.334250	7
2	MATTI DAVID	2004	GER	19	82.55	0.357321	217.5	217.5	227.5	227.5 [2]	9	81.290528	8
3	IWO MICHALOWICZ	2007	POL	20	82.56	0.357290	210.0	220.0	232.5	220.0 [3]	8	78.603800	12
4	ROMAN KUROCHKA	2003	UKR	23	82.49	0.357507	200.0	207.5	217.5	217.5 [4]	7	77.757773	14
5	DAVID HORNIK	2004	CZE	26	80.61	0.363592	195.0	205.0	205.0	195.0 [5]	6	70.900440	29
6	SHUNJI KURIMURA	2004	JPN	28	81.48	0.360716	195.0	195.0	227.5	195.0 [6]	5	70.339620	30
7	DANIIL POTOMAKHIN	2006	UKR	24	81.81	0.359653	190.0	200.0	217.5	190.0 [7]	4	68.334070	34
8	ADAM COYNE	2005	GBR	25	76.91	0.377100	180.0	190.0	195.0	180.0 [8]	3	67.878000	36
9	JOHN PATTERSON	2007	USA	21	81.89	0.359397	142.5	142.5	152.5	142.5 [9]	2	51.214073	51
10	MATTHEW MCDONALD	2007	GBR	22	81.95	0.359206	132.5	142.5	152.5	142.5 [10]	1	51.186855	52
Junior - 93kg													
1	ROCKY DUFORT	2005	USA	33	90.91	0.335263	255.0	262.5	270.0	270.0 [1]	12	90.521010	2 
2	JAKOB GRANDL	2005	AUT	32	92.40	0.332022	255.0	262.5	270.0	270.0 [2]	9	89.645940	3 
3	IVAN OVERCHENKO	2004	UKR	38	90.68	0.335779	195.0	210.0	220.0	220.0 [3]	8	73.871380	20
4	ANDRII SEMESHKIN	2006	UKR	31	90.52	0.336141	210.0	217.5	222.5	217.5 [4]	7	73.110668	23
5	RAPHAEL GUAY	2004	CAN	30	92.32	0.332192	187.5	195.0	202.5	195.0 [5]	6	64.777440	42
6	PETER MICHAEL WIESNER	2005	GER	36	90.88	0.335330	180.0	187.5	187.5	187.5 [6]	5	62.874375	43
7	NICKOLAS TOWSON	2004	GBR	35	92.20	0.332447	167.5	170.0	170.0	170.0 [7]	4	56.515990	49
8	OLEKSANDR HRIZDAK	2007	CZE	37	83.73	0.353746	140.0	150.0	155.0	155.0 [8]	3	54.830630	50
-	BRAYDEN COY	2005	USA	29	90.48	0.336232	192.5	192.5	192.5	-	-	-	-
-	OSKAR WENCEL	2006	GBR	34	92.00	0.332875	192.5	192.5	200.0	-	-	-	-
Junior - 105kg													
1	HERMANNI JARVENPAA	2003	FIN	43	104.04	0.311839	240.0	242.5	245.0	245.0 [1]	12	76.400555	17
2	GRACJAN PIEPER	2006	POL	39	97.21	0.322681	237.5	240.0	242.5	242.5 [2]	9	78.250143	13
3	VACLAV BARTUNEK	2006	CZE	44	93.73	0.329275	215.0	215.0	220.0	220.0 [3]	8	72.440500	24

Place	Name	YOB	Team	Lot	Bd. Wt.	Coeff.	BP1	BP2	BP3	Best	Points	IPF GL Points	Place
4	STEPAN TATAR	2004	CZE	41	101.76	0.315183	220.0	232.5	232.5	220.0 [4]	7	69.340260	33
5	PIOTR PIETRZYK	2007	POL	42	94.76	0.327238	200.0	205.0	207.5	207.5 [5]	6	67.901885	35
6	NITIN NITIN	2004	IND	45	102.53	0.314025	185.0	187.5	195.0	185.0 [6]	5	58.094625	48
-	DAISUKE OGAWA	2004	JPN	40	98.43	0.320554	220.0	232.5	232.5	-	-	-	-

Junior - 120kg

1	VADYM ROZDOROZHNYI	2003	UKR	47	118.41	0.295573	272.5	285.0	300.0	300.0 [1]	12	88.671900	5
2	IVAN POLISHCHUK	2005	POL	49	119.07	0.294986	195.0	205.0	217.5	205.0 [2]	9	60.472130	45
3	DEEPESH MOR	2005	IND	48	119.16	0.294907	150.0	152.5	157.5	152.5 [3]	8	44.973318	53
4	ANDREY ALTAYBAYEV	2003	KAZ	46	119.41	0.294688	145.0	145.0	155.0	145.0 [4]	7	42.729760	54

Junior - 120+Kg

1	DANTE NORLING	2005	SWE	55	136.44	0.282979	272.5	282.5	282.5	272.5 [1]	12	77.111778	15
2	SIVERT LJOKELSOY	2006	NOR	54	138.53	0.281894	230.0	242.5	255.0	255.0 [2]	9	71.882970	26
3	IVAN TRUNOV	2006	UKR	53	121.16	0.293201	235.0	245.0	252.5	252.5 [3]	8	74.033253	19
4	TOKIO MATSUOKA	2003	JPN	57	120.25	0.293964	240.0	250.0	250.0	250.0 [4]	7	73.491000	21
5	DAWID PIETRYKOWSKI	2004	POL	56	134.96	0.283787	250.0	260.0	260.0	250.0 [5]	6	70.946750	28
6	BRANDON LEE	2005	GBR	52	122.40	0.292193	180.0	225.0	247.5	247.5 [6]	5	72.317768	25
7	DOMINIC SPALLIERO	2004	USA	51	128.41	0.287793	232.5	235.0	252.5	232.5 [7]	4	66.911873	38
8	ZACK GRAHAM	2007	GBR	50	156.20	0.274809	210.0	210.0	227.5	227.5 [8]	3	62.519048	44




Best Lifter - Junior

Place	Name	Team	Wt.Cat.	Bd.Wt.	Coeff.	Best BP	IPF GL Points
1	YUTO KUSUDA	JPN	66kg	64.03	0.448048	205.0	91.849840
2	ROCKY DUFORT	USA	93kg	90.91	0.335263	270.0	90.521010
3	JAKOB GRANDL	AUT	93kg	92.40	0.332022	270.0	89.645940

Team Championship - Junior

Place	Team	Points	Best Points	IPF GL Points
1	UKRAINE	46	12+9+9+8+8	401.191949
2	JAPAN	41	12+8+7+7+7	381.070333
3	POLAND	41	9+9+9+8+6	368.105023
4	CZECHIA	36	12+8+7+6+3	349.846080
5	GREAT BRITAIN	24	8+5+4+4+3	331.593243
6	NORWAY	21	12+9	152.004890
7	KAZAKHSTAN	19	12+7	116.132010
8	UNITED STATES OF AMERICA	18	12+4+2	208.646956
9	INDIA	18	8+5+5	161.865393
10	GERMANY	14	9+5	144.164903

Team Championship - Junior				
Place	Team	Points	Best Points	IPF GL Points
11	CANADA	14	8+6	136.455555
12	BELGIUM	12	12	89.399310
13	SWEDEN	12	12	77.111778
14	FINLAND	12	12	76.400555
15	AUSTRIA	9	9	89.645940
16	MONGOLIA	7	7	66.820315

Place	Name	YOB	Team	Lot	Bd. Wt.	Coeff.	BP1	BP2	BP3	Best	Points	IPF GL Points	Place
Master 1 - 59kg													
1	TOSHIHIKO NODA	1979	JPN	3	58.30	0.500217	190.0	205.0	220.5	205.0 [1]	12	102.544485	1 
Master 1 - 66kg													
1	KUNIHICO WATANABE	1977	JPN	8	64.78	0.442464	145.0	150.0	160.0	160.0 [1]	12	70.794240	31
2	STEVEN COLEMAN	1979	RSA	7	64.62	0.443636	125.0	130.0	135.0	135.0 [2]	9	59.890860	41
Master 1 - 74kg													
1	NORIHICO OTANI	1980	JPN	20	73.42	0.392076	235.0	242.5	245.0	242.5 [1]	12	95.078430	2 
2	OLEG BUTENKO	1983	KAZ	18	73.11	0.393529	240.0	240.0	242.5	240.0 [2]	9	94.446960	3 
3	AARON GIDEON	1980	GBR	17	69.24	0.413650	195.0	200.0	200.0	195.0 [3]	8	80.661750	19
4	VILLE VAIVILA	1977	FIN	19	72.83	0.394859	122.5	132.5	X	132.5 [4]	7	52.318818	42
Master 1 - 83kg													
1	BULGANKHANGAI BATMUNKH	1985	MGL	7	82.58	0.357228	230.0	237.5	245.0	245.0 [1]	12	87.520860	7
2	LUKE HANIFEN	1981	USA	10	82.20	0.358415	212.5	220.0	237.5	220.0 [2]	9	78.851300	25
3	BERTRAND COUVERCELLE	1977	FRA	6	82.36	0.357913	175.0	180.0	185.0	180.0 [3]	8	64.424340	39
4	BEN RICHENS	1981	GBR	8	82.28	0.358163	167.5	170.0	170.0	170.0 [4]	7	60.887710	40
Master 1 - 93kg													
1	NAZAR HRYNIAK	1977	UKR	29	92.22	0.332404	250.0	250.0	250.0	250.0 [1]	12	83.101000	15
2	ROBERT NEMES	1986	HUN	31	92.02	0.332832	230.0	240.0	245.0	245.0 [2]	9	81.543840	17
3	STURLA ABRAHAMSEN MAELAND	1980	NOR	24	92.46	0.331895	215.0	232.5	242.5	242.5 [3]	8	80.484538	20
4	MUNKH-ERDENE SAMDANKHUU	1984	MGL	27	91.09	0.334862	235.0	240.0	250.0	240.0 [4]	7	80.366880	21
5	SASCHA STERN	1979	GER	25	92.12	0.332618	215.0	222.5	232.5	215.0 [5]	6	71.512870	30
6	JIRI HORNIK	1978	CZE	28	90.97	0.335129	205.0	205.0	205.0	205.0 [6]	5	68.701445	33
7	SLAWOMIR JASICA	1977	POL	26	92.32	0.332192	200.0	200.0	200.0	200.0 [7]	4	66.438400	36
8	NASH HUNTER	1979	GBR	30	85.60	0.348421	140.0	150.0	160.0	150.0 [8]	3	52.263150	43
Master 1 - 105kg													
1	ERYK WALCZAK	1977	POL	8	103.80	0.312179	277.5	285.0	285.0	277.5 [1]	12	86.629673	10
2	CHRISTIAN KLOTZ	1977	AUT	12	104.19	0.311628	277.5	287.5	287.5	277.5 [2]	9	86.476770	11
3	DAWID RAPTA	1983	POL	14	104.29	0.311488	260.0	267.5	280.0	267.5 [3]	8	83.323040	14
4	NIKOLAI LORENZ	1985	GER	10	97.63	0.321938	242.5	245.0	267.5	245.0 [4]	7	78.874810	24

Place	Name	YOB	Team	Lot	Bd. Wt.	Coeff.	BP1	BP2	BP3	Best	Points	IPF GL Points	Place
5	ZDENEK TUHACEK	1986	CZE	15	101.47	0.315627	240.0	240.0	255.0	240.0 [5]	6	75.750480	27
6	MIKKO HANNINEN	1983	FIN	16	104.13	0.311712	235.0	235.0	267.5	235.0 [6]	5	73.252320	29
7	PATRICK FURPHY	1984	GBR	9	99.54	0.318695	210.0	220.0	220.0	220.0 [7]	4	70.112900	32
-	FRANK BARTHEL	1980	GER	11	103.13	0.313144	277.5	282.5	282.5	-	-	-	-
Master 1 - 120kg													
1	RAFAL JAROSZEWSKI	1984	POL	30	117.83	0.296099	280.0	290.0	302.5	302.5 [1]	12	89.569948	5
2	HJALMAR MAE	1980	EST	25	119.13	0.294933	290.0	302.5	302.5	290.0 [2]	9	85.530570	12
3	MUNKHBAT ODONTUNGALAG	1982	MGL	29	115.68	0.298130	280.0	290.0	290.0	280.0 [3]	8	83.476400	13
4	SVEN LANGE	1980	GER	32	119.80	0.294350	270.0	277.5	285.0	277.5 [4]	7	81.682125	16
5	PETER ZUBEREC	1978	SVK	27	117.42	0.296476	260.0	265.0	270.0	270.0 [5]	6	80.048520	22
6	MIKKO TIENSUU	1978	FIN	26	119.51	0.294601	270.0	282.5	292.5	270.0 [6]	5	79.542270	23
7	RAZVAN CONSTANTINESCU	1986	ROU	23	111.55	0.302429	245.0	255.0	255.0	255.0 [7]	4	77.119395	26
8	ALEKSEI KADORKO	1984	EST	33	116.40	0.297435	215.0	222.5	230.0	230.0 [8]	3	68.410050	34
9	PER ANDERSSON	1981	SWE	31	118.47	0.295519	220.0	220.0	225.0	220.0 [9]	2	65.014180	37
10	JAROSLAV JIROUT	1980	CZE	24	118.92	0.295118	210.0	220.0	232.5	220.0 [10]	1	64.925960	38
-	JOSEPH CHAMBERLAIN	1979	CAN	28	119.14	0.294924	230.0	230.0	230.0	-	-	-	-
Master 1 - 120+Kg													
1	RENE GROSS	1981	GER	40	132.09	0.285452	310.0	320.0	325.0	325.0 [1]	12	92.771900	4
2	MARTIN ANDERSSON	1984	SWE	42	139.24	0.281539	295.0	305.0	310.0	310.0 [2]	9	87.277090	8
3	JAAN LAHE	1986	EST	43	132.64	0.285122	290.0	302.5	307.5	307.5 [3]	8	87.675015	6
4	JOHN MACDONALD	1983	CAN	44	132.22	0.285373	285.0	295.0	305.0	305.0 [4]	7	87.038765	9
5	STEVE SNELL	1980	CAN	39	150.78	0.276638	292.5	292.5	292.5	292.5 [5]	6	80.916615	18
6	ROBERT WIEJAS	1977	POL	41	143.51	0.279545	265.0	275.0	305.0	265.0 [6]	5	74.079425	28
7	GRAEME REID	1978	GBR	38	139.77	0.281279	230.0	230.0	240.0	240.0 [7]	4	67.506960	35
-	MATTHIAS WEBER	1985	GER	45	146.10	0.278444	292.5	292.5	292.5	-	-	-	-

Best Lifter - Master 1

Place	Name	Team	Wt.Cat.	Bd.Wt.	Coeff.	Best BP	IPF GL Points
1	TOSHIHIKO NODA	JPN	59kg	58.30	0.500217	205.0	102.544485
2	NORIHIRO OTANI	JPN	74kg	73.42	0.392076	242.5	95.078430
3	OLEG BUTENKO	KAZ	74kg	73.11	0.393529	240.0	94.446960

Team Championship - Master 1

Place	Team	Points	Best Points	IPF GL Points
1	POLAND	41	12+12+8+5+4	400.040486
2	JAPAN	36	12+12+12	268.417155
3	GERMANY	32	12+7+7+6	324.841705

Team Championship - Master 1				
Place	Team	Points	Best Points	IPF GL Points
4	MONGOLIA	27	12+8+7	251.364140
5	GREAT BRITAIN	26	8+7+4+4+3	331.432470
6	ESTONIA	20	9+8+3	241.615635
7	FINLAND	17	7+5+5	205.113408
8	CANADA	13	7+6	167.955380
9	UKRAINE	12	12	83.101000
10	CZECHIA	12	6+5+1	209.377885
11	SWEDEN	11	9+2	152.291270
12	KAZAKHSTAN	9	9	94.446960
13	AUSTRIA	9	9	86.476770
14	HUNGARY	9	9	81.543840
15	UNITED STATES OF AMERICA	9	9	78.851300
16	SOUTH AFRICA	9	9	59.890860
17	NORWAY	8	8	80.484538
18	FRANCE	8	8	64.424340
19	SLOVAKIA	6	6	80.048520
20	ROMANIA	4	4	77.119395

Place	Name	YOB	Team	Lot	Bd. Wt.	Coeff.	BP1	BP2	BP3	Best	Points	IPF GL Points	Place
Master 2 - 59kg													
1	MAMORU NAKANO	1975	JPN	1	58.48	0.498270	450.0	150.0	455.0	150.0 [1]	12	74.740500	19
-	KOJI YOSHINO	1969	JPN	2	58.40	0.499133	450.0	450.0	450.0	-	-	-	-
Master 2 - 66kg													
1	MITSUO KAMETANI	1971	JPN	6	65.69	0.436001	180.0	200.0	205.0	180.0 [1]	12	78.480180	9
2	STEVE PETRENCÁK	1968	USA	5	65.26	0.439014	140.0	150.0	460.0	150.0 [2]	9	65.852100	37
3	QUINTIN ENG	1974	USA	4	65.53	0.437114	102.5	422.5	422.5	102.5 [3]	8	44.804185	51
Master 2 - 74kg													
1	BARTOSZ ZELAZKO	1973	POL	14	73.72	0.390691	190.0	195.0	200.0	195.0 [1]	12	76.184745	14
2	MARCUS HOLMGREN	1975	SWE	16	73.60	0.391243	175.0	182.5	495.0	182.5 [2]	9	71.401848	26
3	BJORN-ANDRE EGERDAHL	1970	NOR	11	73.62	0.391150	477.5	477.5	177.5	177.5 [3]	8	69.429125	30
4	RAFAL SZENDERA	1971	POL	12	73.51	0.391659	470.0	470.0	170.0	170.0 [4]	7	66.582030	36
5	BRIAN MOTT	1970	USA	13	68.60	0.417374	80.0	402.5	402.5	80.0 [5]	6	33.389920	52
-	TAKUYA YAMASHITA	1968	JPN	10	73.96	0.389597	477.5	477.5	477.5	-	-	-	-
Master 2 - 83kg													
1	SHIGEKI KUSHINO	1973	JPN	3	82.47	0.357569	245.0	260.5	261.5	245.0 [1]	12	87.604405	2 <u>W</u>
2	OVE HENNING LORENTZEN	1971	NOR	1	82.17	0.358509	230.0	235.0	245.0	235.0 [2]	9	84.249615	3 <u>W</u>
3	TAKASHI GOTO	1976	JPN	2	81.83	0.359589	230.0	245.0	245.0	230.0 [3]	8	82.705470	4

Place	Name	YOB	Team	Lot	Bd. Wt.	Coeff.	BP1	BP2	BP3	Best	Points	IPF GL Points	Place
4	RICKARD SANDSTROM	1970	SWE	4	82.71	0.356826	165.0	170.0	175.0	170.0 [4]	7	60.660420	42
Master 2 - 93kg													
1	GRZEGORZ NOCEK	1973	POL	11	91.53	0.333893	270.0	280.0	300.0	280.0 [1]	12	93.490040	1 <u>W</u>
2	ALF IVAR HELLERUD	1969	NOR	15	91.40	0.334177	230.0	242.5	242.5	242.5 [2]	9	81.037923	5
3	BATTUMUR KHUMUUGUL	1974	MGL	16	92.20	0.332447	242.5	252.5	X	242.5 [3]	8	80.618398	7
4	MARGUS SILBAUM	1976	EST	12	92.69	0.331412	205.0	240.0	212.5	212.5 [4]	7	70.425050	28
5	MICHAEL NIELSEN	1972	DEN	20	91.66	0.333609	190.0	200.0	205.0	205.0 [5]	6	68.389845	32
6	THOMAS TOMBLER	1975	USA	18	88.50	0.340903	190.0	200.0	205.0	200.0 [6]	5	68.180600	33
7	GUIDO NIELAND	1970	GER	21	92.88	0.331015	195.0	202.5	202.5	195.0 [7]	4	64.547925	38
8	OLAF SCHULTZ	1967	GER	13	92.00	0.332875	172.5	180.0	185.0	180.0 [8]	3	59.917500	43
9	DIDIER DACQUIGNIE	1973	FRA	23	91.80	0.333306	177.5	177.5	182.5	177.5 [9]	2	59.161815	45
10	JASON ROSS	1969	USA	17	86.60	0.345732	160.0	172.5	182.5	172.5 [10]	1	59.638770	44
11	EDSON KAMOGAWA	1976	BRA	19	92.45	0.331916	155.0	160.0	165.0	165.0 [11]	1	54.766140	46
12	ANDREW MILES	1972	GBR	22	91.34	0.334309	155.0	165.0	165.0	155.0 [12]	1	51.817895	49
Master 2 - 105kg													
1	WALDEMAR KOMISAREK	1975	POL	8	104.99	0.310519	260.0	260.0	260.0	260.0 [1]	12	80.734940	6
2	OYSTEIN AAS	1974	NOR	5	103.61	0.312451	255.0	255.0	255.0	255.0 [2]	9	79.675005	8
3	ROBERT DAWIDOWICZ	1972	SWE	3	101.60	0.315428	235.0	242.5	242.5	242.5 [3]	8	76.491290	13
4	KHALED GHAZAL	1972	CZE	10	104.16	0.311670	240.0	240.0	242.5	242.5 [4]	7	75.579975	15
5	TAKA AKI IWAMOTO	1971	JPN	2	104.60	0.311056	232.5	232.5	242.5	232.5 [5]	6	72.320520	21
6	MARTIN GREEN	1974	GBR	6	104.16	0.311670	225.0	230.0	240.0	230.0 [6]	5	71.684100	23
7	TOMI RAATIKAINEN	1976	FIN	7	100.36	0.317367	225.0	232.5	232.5	225.0 [7]	4	71.407575	25
8	MATTHEW VINCENT	1967	LUX	4	104.16	0.311670	195.0	202.5	205.0	205.0 [8]	3	63.892350	39
9	ASKO LAHTEENMAA	1974	FIN	9	104.16	0.311670	200.0	200.0	205.0	200.0 [9]	2	62.334000	40
Master 2 - 120kg													
1	JURAJ STISKAL	1969	SVK	13	119.65	0.294479	245.0	252.5	255.0	255.0 [1]	12	75.092145	18
2	VIACHESLAV PETROV	1971	UKR	25	115.17	0.298632	235.0	245.0	252.5	252.5 [2]	9	75.404580	16
3	UURTS AIKH BAZARSUREN	1973	MGL	19	118.86	0.295172	245.0	245.0	252.5	245.0 [3]	8	72.317140	22
4	SORIN CAZACU	1973	ROU	21	118.97	0.295074	242.5	242.5	252.5	242.5 [4]	7	71.555445	24
5	KRISTOFFER ANDERSSON	1970	SWE	20	107.76	0.306894	240.0	240.0	240.0	240.0 [5]	6	73.654560	20
6	JANOS CSERNA	1968	HUN	18	119.81	0.294341	235.0	235.0	247.5	235.0 [6]	5	69.170135	31
7	KAJ MATTILA	1970	FIN	24	115.17	0.298632	230.0	232.5	237.5	232.5 [7]	4	69.431940	29
8	DEAN BOWRING	1974	GBR	17	119.81	0.294341	230.0	240.0	247.5	230.0 [8]	3	67.698430	35
9	HEIKO MUELLER	1970	GER	27	111.03	0.303011	225.0	225.0	235.0	225.0 [9]	2	68.177475	34
10	RENE PERL	1973	GER	15	117.86	0.296072	210.0	210.0	240.0	210.0 [10]	1	62.175120	41
11	RUNAR SAXEGAARD	1970	NOR	16	118.97	0.295074	180.0	207.5	207.5	180.0 [11]	1	53.113320	48
-	WILLIAM THACKER	1972	USA	26	108.21	0.306336	252.5	252.5	252.5	-	-	-	-
-	MATTIAS HUMBLE	1975	SWE	22	108.21	0.306336	237.5	237.5	245.0	-	-	-	-

Place	Name	YOB	Team	Lot	Bd. Wt.	Coeff.	BP1	BP2	BP3	Best	Points	IPF GL Points	Place
-	MORTEN SORIG	1969	DEN	23	119.81	0.294341	227.5	227.5	227.5	-	-	-	-
-	MIKI OKAYAMA	1972	JPN	14	106.37	0.308672	215.0	215.0	215.0	-	-	-	-
-	SEAN GAFFNEY	1971	GBR	12	114.93	0.298871	187.5	192.5	192.5	-	-	-	-
Master 2 - 120+Kg													
1	TIBERIU MURESAN	1972	ROU	33	137.45	0.282447	265.0	267.5	272.5	272.5 [1]	12	76.966808	10
2	KENNETH SANDVIK	1975	FIN	35	133.12	0.284839	252.5	265.0	270.0	270.0 [2]	9	76.906530	11
3	GERT KOOVIT	1973	EST	40	130.07	0.286707	267.5	280.0	280.0	267.5 [3]	8	76.694123	12
4	GAST MIKE	1975	GER	36	125.92	0.289524	250.0	260.0	267.5	260.0 [4]	7	75.276240	17
5	SANDRINO HERDER	1975	GER	34	128.21	0.287928	240.0	247.5	265.0	247.5 [5]	6	71.262180	27
6	NICK DOELMAN	1972	CAN	39	122.06	0.292466	165.0	175.0	182.5	182.5 [6]	5	53.375045	47
7	CHRISTIAN PEDERSEN	1971	DEN	32	142.10	0.280178	170.0	170.0	175.0	175.0 [7]	4	49.031150	50
-	AIDAR KOSHKAROV	1976	KAZ	38	151.54	0.276366	265.0	270.0	275.0	-	-	-	-
-	DARREN BALL	1970	GBR	41	125.70	0.289683	270.0	272.5	275.0	-	-	-	-


Best Lifter - Master 2

Place	Name	Team	Wt.Cat.	Bd.Wt.	Coeff.	Best BP	IPF GL Points
1	GRZEGORZ NOCEK	POL	93kg	91.53	0.333893	280.0	93.490040
2	SHIGEKI KUSHINO	JPN	83kg	82.47	0.357569	245.0	87.604405
3	OVE HENNING LORENTZEN	NOR	83kg	82.17	0.358509	235.0	84.249615

Team Championship - Master 2

Place	Team	Points	Best Points	IPF GL Points
1	JAPAN	50	12+12+12+8+6	395.851075
2	POLAND	43	12+12+12+7	316.991755
3	NORWAY	36	9+9+9+8+1	367.504988
4	SWEDEN	30	9+8+7+6	282.208118
5	UNITED STATES OF AMERICA	29	9+8+6+5+1	271.865575
6	GERMANY	22	7+6+4+3+2	339.181320
7	ROMANIA	19	12+7	148.522253
8	FINLAND	19	9+4+4+2	280.080045
9	MONGOLIA	16	8+8	152.935538
10	ESTONIA	15	8+7	147.119173
11	SLOVAKIA	12	12	75.092145
12	DENMARK	10	6+4	117.420995
13	UKRAINE	9	9	75.404580
14	GREAT BRITAIN	9	5+3+1	191.200425
15	CZECHIA	7	7	75.579975

Team Championship - Master 2				
Place	Team	Points	Best Points	IPF GL Points
16	HUNGARY	5	5	69.170135
17	CANADA	5	5	53.375045
18	LUXEMBOURG	3	3	63.892350
19	FRANCE	2	2	59.161815
20	BRAZIL	1	1	54.766140
-	KAZAKHSTAN	-	-	-

Place	Name	YOB	Team	Lot	Bd. Wt.	Coeff.	BP1	BP2	BP3	Best	Points	IPF GL Points	Place
Master 3 - 59kg													
1	STEFAN KOLSOVSKY	1961	SVK	4	57.83	0.505412	127.5	135.0	140.0	135.0 [1]	12	68.230620	8
2	TOMOYOSHI SHIIKI	1964	JPN	3	58.80	0.494868	120.0	130.0	137.5	120.0 [2]	9	59.384160	23
Master 3 - 66kg													
1	OLEKSANDR CHERNYSHOV	1966	UKR	8	65.43	0.437814	150.0	160.0	172.0	160.0 [1]	12	70.050240	5
2	PEKKA KOVALAINEN	1961	FIN	7	64.38	0.445413	130.0	135.0	142.5	135.0 [2]	9	60.130755	22
3	VIDMANTAS BAUBLYS	1965	LTU	9	65.43	0.437814	130.0	135.0	142.5	135.0 [3]	8	59.104890	24
4	HANNU PERASALO	1962	FIN	5	65.97	0.434078	95.0	102.5	107.5	107.5 [4]	7	46.663385	35
5	DAVID HRYNKOW	1964	CAN	6	65.43	0.437814	65.0	80.0	80.0	65.0 [5]	6	28.457910	40
Master 3 - 74kg													
1	MICHAEL RODRIGUEZ	1961	USA	19	73.78	0.390416	170.0	172.5	175.0	172.5 [1]	12	67.346760	10
2	ANTON MIHOK	1957	SVK	15	73.46	0.391890	155.0	162.5	170.0	170.0 [2]	9	66.621300	11
3	TSUTOMU KUWABARA	1965	JPN	14	73.11	0.393529	160.0	165.0	172.5	165.0 [3]	8	64.932285	15
4	KENJI OGURA	1966	JPN	16	73.46	0.391890	160.0	160.0	172.5	160.0 [4]	7	62.702400	20
5	JUKKA SILTANEN	1965	SWE	17	73.78	0.390416	137.5	145.0	152.5	145.0 [5]	6	56.610320	27
-	BAYAR PUREV	1958	MGL	18	72.98	0.394144	137.5	137.5	137.5	-	-	-	-
Master 3 - 83kg													
1	TOMAS RING	1960	SWE	5	82.54	0.357352	195.0	200.0	202.5	195.0 [1]	12	69.683640	6
2	STIG-ERIK BJORKQVIST	1960	FIN	7	82.12	0.358667	187.5	192.5	195.0	192.5 [2]	9	69.043398	7
3	TOSHIO MATSUOKA	1963	JPN	9	81.03	0.362190	187.5	187.5	187.5	187.5 [3]	8	67.910625	9
4	STUART PESKETT	1966	GBR	6	82.12	0.358667	175.0	182.5	182.5	175.0 [4]	7	62.766725	19
5	MASAKI OGURA	1966	JPN	8	81.03	0.362190	160.0	160.0	160.0	160.0 [5]	6	57.950400	25
6	ADAM RAJTAR	1963	POL	10	81.14	0.361827	127.5	135.0	135.0	135.0 [6]	5	48.846645	31
Master 3 - 93kg													
1	JAN WEGIERA	1965	POL	24	91.15	0.334729	250.0 w3	260.0	260.0	250.0 [1]	12	83.682250	1 
2	THOMAS CENCICH	1960	USA	22	88.79	0.340197	190.0	195.0	197.5	195.0 [2]	9	66.338415	12
3	MIROSLAV PAUKERT	1963	CZE	16	91.47	0.334024	190.0	190.0	195.0	195.0 [3]	8	65.134680	13
4	KALJU ABNER	1965	EST	18	91.80	0.333306	190.0	195.0	197.5	195.0 [4]	7	64.994670	14
5	RONALD BENGTSSON	1959	SWE	21	90.44	0.336323	180.0	190.0	195.0	180.0 [5]	6	60.538140	21

Place	Name	YOB	Team	Lot	Bd. Wt.	Coeff.	BP1	BP2	BP3	Best	Points	IPF GL Points	Place
6	MIO DABESKI	1965	SWE	17	89.67	0.338101	155.0	162.5	162.5	155.0 [6]	5	52.405655	30
7	STEPHEN FLEMMING	1957	CAN	15	91.80	0.333306	140.0	145.0	147.5	145.0 [7]	4	48.329370	32
8	SERGIY KOLOSOVSKYY	1960	UKR	19	92.20	0.332447	105.0	112.5	120.0	120.0 [8]	3	39.893640	39
-	TOMOTAKA SAKAI	1957	JPN	25	86.00	0.347332	160.0	160.0	162.5	-	-	-	-
-	KEIJO LAMPINEN	1961	FIN	20	92.69	0.331412	180.0	180.0	185.0	-	-	-	-
Master 3 - 105kg													
1	FRANS VAN DER PUTTEN	1962	NED	4	101.14	0.316138	245.0	252.5 w3	264.0	252.5 [1]	12	79.824845	2 <u>W</u>
2	MARIO SCHNURR	1966	GER	1	103.57	0.312508	235.0	250.5	253.0	250.5 [2]	9	78.283254	3 <u>W</u>
3	SEPPO NORPILA	1963	FIN	2	94.42	0.327902	160.0	180.0	180.0	160.0 [3]	8	52.464320	29
4	ANDRII BOZHYK	1962	UKR	5	100.92	0.316481	135.0	145.0	162.5	145.0 [4]	7	45.889745	36
5	DANA ROSENZWEIG	1957	USA	6	94.10	0.328535	135.0	142.5	150.0	142.5 [5]	6	46.816238	34
6	RON FALCONE	1961	USA	7	94.62	0.327510	132.5	137.5	145.0	137.5 [6]	5	45.032625	38
-	SATOSHI ITO	1966	JPN	3	104.16	0.311670	247.5	253.0	253.0	-	-	-	-
Master 3 - 120kg													
1	TORLEIF CARLSSON	1962	SWE	21	107.43	0.307309	205.0	207.5	210.0	210.0 [1]	12	64.534890	16
2	JUHA POHJONEN	1966	FIN	18	106.57	0.308412	180.0	190.0	207.5	207.5 [2]	9	63.995490	18
3	LUIS RAMIREZ	1965	MEX	19	112.35	0.301553	180.0	190.0	210.0	190.0 [3]	8	57.295070	26
4	BERND MEYER	1961	GER	20	117.92	0.296017	190.0	197.5	202.5	190.0 [4]	7	56.243230	28
5	MARIUSZ SZYMANSKI	1962	POL	17	115.70	0.298111	160.0	165.0	170.0	160.0 [5]	6	47.697760	33
Master 3 - 120+Kg													
1	JOHN CHRISTENSEN	1961	DEN	36	125.30	0.289974	250.0	257.5	257.5	250.0 [1]	12	72.493500	4
2	MARK NOTSCHAELE	1963	LUX	37	121.45	0.292962	197.5	210.0	220.0	220.0 [2]	9	64.451640	17
3	ROBERT KELLER	1962	USA	34	122.55	0.292073	145.0	150.0	155.0	155.0 [3]	8	45.271315	37
-	ROBERT BLOM	1966	SWE	35	143.40	0.279594	245.0	245.0	252.5	-	-	-	-




Best Lifter - Master 3

Place	Name	Team	Wt.Cat.	Bd.Wt.	Coeff.	Best BP	IPF GL Points
1	JAN WEGIERA	POL	93kg	91.15	0.334729	250.0	83.682250
2	FRANS VAN DER PUTTEN	NED	105kg	101.14	0.316138	252.5	79.824845
3	MARIO SCHNURR	GER	105kg	103.57	0.312508	250.5	78.283254

Team Championship - Master 3

Place	Team	Points	Best Points	IPF GL Points
1	FINLAND	42	9+9+9+8+7	292.297348
2	SWEDEN	41	12+12+6+6+5	303.772645
3	UNITED STATES OF AMERICA	40	12+9+8+6+5	270.805353
4	JAPAN	38	9+8+8+7+6	312.879870

Team Championship - Master 3				
Place	Team	Points	Best Points	IPF GL Points
5	POLAND	23	12+6+5	180.226655
6	UKRAINE	22	12+7+3	155.833625
7	SLOVAKIA	21	12+9	134.851920
8	GERMANY	16	9+7	134.526484
9	NETHERLANDS	12	12	79.824845
10	DENMARK	12	12	72.493500
11	CANADA	10	6+4	76.787280
12	LUXEMBOURG	9	9	64.451640
13	CZECHIA	8	8	65.134680
14	LITHUANIA	8	8	59.104890
15	MEXICO	8	8	57.295070
16	ESTONIA	7	7	64.994670
17	GREAT BRITAIN	7	7	62.766725
-	MONGOLIA	-	-	-

Place	Name	YOB	Team	Lot	Bd. Wt.	Coeff.	BP1	BP2	BP3	Best	Points	IPF GL Points	Place
Master 4 - 59kg													
1	KYOJI KAWAKAMI	1950	JPN	1	57.62	0.507788	440.0	110.0	428.0	110.0 [1]	12	55.856680	2 
2	ALOK ASTHANA	1954	IND	2	55.99	0.527463	25.0	30.0	35.0	35.0 [2]	9	18.461205	19
Master 4 - 74kg													
1	DANIEL SIDES	1956	USA	13	73.46	0.391890	142.5	152.5	460.5	152.5 [1]	12	59.763225	1 
2	HARALD DECKER	1955	GER	11	72.13	0.398266	115.0	120.0	122.5	122.5 [2]	9	48.787585	7
3	JAROSLAV ZIMOLA	1953	CZE	12	69.41	0.412681	100.0	105.0	440.0	105.0 [3]	8	43.331505	13
4	SVEND-AAGE ERIKSEN	1944	DEN	10	72.13	0.398266	80.0	90.0	90.0	80.0 [4]	7	31.861280	18
Master 4 - 83kg													
1	OSAMU IJIMA	1954	JPN	3	82.91	0.356212	455.0	155.0	467.5	155.0 [1]	12	55.212860	3 
2	DARIBAY OSPANOV	1949	KAZ	1	82.12	0.358667	135.0	455.0	455.0	135.0 [2]	9	48.420045	9
3	KENNETH SNODGRASS	1956	USA	4	76.97	0.376863	80.0	110.0	435.0	110.0 [3]	8	41.454930	16
Master 4 - 93kg													
1	SEIICHI NODE	1956	JPN	13	92.52	0.331769	150.0	160.0	470.0	160.0 [1]	12	53.083040	5
2	MIHKEL LAAS	1954	EST	12	87.09	0.344452	135.0	145.0	150.0	150.0 [2]	9	51.667800	6
3	JOHN NOGUERA	1956	CAN	11	92.12	0.332618	125.0	135.0	447.5	135.0 [3]	8	44.903430	10
4	LOUIS PARUIT	1944	FRA	14	90.70	0.335734	110.0	445.0	445.0	110.0 [4]	7	36.930740	17
Master 4 - 105kg													
1	DONALD PETERS	1954	CAN	1	103.60	0.312465	427.5	127.5	137.5	137.5 [1]	12	42.963938	14
Master 4 - 120kg													
1	VIDAR ALEXANDER RINGVOLD	1955	NOR	11	112.81	0.301059	180.0	200.0	200.0	180.0 [1]	12	54.190620	4

Place	Name	YOB	Team	Lot	Bd. Wt.	Coeff.	BP1	BP2	BP3	Best	Points	IPF GL Points	Place
Master 4 - 120+Kg													
1	HARALD PAUL	1954	GER	28	132.17	0.285403	165.0	470.0	170.0	170.0 [1]	12	48.518510	8
2	JOHN O'DWYER	1955	IRL	29	125.77	0.289632	145.0	152.5	155.0	155.0 [2]	9	44.892960	11
3	HELMUT RANGNIT	1956	GER	30	133.12	0.284839	150.0	455.0	155.0	155.0 [3]	8	44.150045	12
4	TERRY YOUNG	1954	CAN	31	140.84	0.280764	130.0	147.5	152.5	152.5 [4]	7	42.816510	15

Best Lifter - Master 4							
Place	Name	Team	Wt.Cat.	Bd.Wt.	Coeff.	Best BP	IPF GL Points
1	DANIEL SIDES	USA	74kg	73.46	0.391890	152.5	59.763225
2	KYOJI KAWAKAMI	JPN	59kg	57.62	0.507788	110.0	55.856680
3	OSAMU IJIMA	JPN	83kg	82.91	0.356212	155.0	55.212860

Team Championship - Master 4				
Place	Team	Points	Best Points	IPF GL Points
1	JAPAN	36	12+12+12	164.152580
2	GERMANY	29	12+9+8	141.456140
3	CANADA	27	12+8+7	130.683878
4	UNITED STATES OF AMERICA	20	12+8	101.218155
5	NORWAY	12	12	54.190620
6	ESTONIA	9	9	51.667800
7	KAZAKHSTAN	9	9	48.420045
8	IRELAND	9	9	44.892960
9	INDIA	9	9	18.461205
10	CZECHIA	8	8	43.331505
11	FRANCE	7	7	36.930740
12	DENMARK	7	7	31.861280

Place	Name	YOB	Team	Lot	Bd. Wt.	Coeff.	BP1	BP2	BP3	Best	Points	IPF GL Points	Place
Special Olympics - 59kg													
1	DANIEL MCGAULEY	1990	GBR	37	57.49	0.509276	90.0	95.0	100.0	100.0 [1]	12	50.927600	1 

Best Lifter - Special Olympics							
Place	Name	Team	Wt.Cat.	Bd.Wt.	Coeff.	Best BP	IPF GL Points
1	DANIEL MCGAULEY	GBR	59kg	57.49	0.509276	100.0	50.927600

Team Championship - Special Olympics				
Place	Team	Points	Best Points	IPF GL Points
1	GREAT BRITAIN	12	12	50.927600

Abbreviations:

ARM = Armenia AUT = Austria BEL = Belgium BRA = Brazil CAN = Canada CZE = Czechia DEN = Denmark EST = Estonia FIN =
 Finland FRA = France GER = Germany GBR = Great Britain HUN = Hungary ISL = Iceland IND = India IRI = Iran IRL = Ireland JPN =
 Japan KAZ = Kazakhstan LTU = Lithuania LUX = Luxembourg MEX = Mexico MGL = Mongolia NED = Netherlands NOR = Norway POL =
 Poland ROU = Romania SVK = Slovakia RSA = South Africa SWE = Sweden UKR = Ukraine USA = United States of America